



TRADE POLICY DEVELOPMENTS PAPER NO. 70

**TRADE POLICY MONITORING REPORT
OF
BRAZIL
(April 2014 – June 2014)
VOLUME XIII**

Contributors: *James J Nedumpara, Anamika Srivastava, Bujji Babu M & Vinay KrishnaKodali*

This report has been prepared by the Centre for International Trade and Economic Laws (CITEL), Jindal Global Law School, Sonapat, NCR of Delhi under a consultancy project awarded by the Centre for WTO Studies, Indian Institute of Foreign Trade (IIFT).

TABLE OF CONTENTS

ABBREVIATIONS	1
EXECUTIVE SUMMARY	2
AGENDA FOR NEXT REPORT	3
I. INTRODUCTION	3
II. ECONOMIC ENVIRONMENT	4
II.A. GROSS DOMESTIC PRODUCT (GDP)	4
II.B. INDUSTRY	4
II.C. INFLATION	5
II.D. UNEMPLOYMENT	5
II.E. MONETARY POLICY	6
II.F. CURRENT ACCOUNT DEFICIT	7
III. TRADE AGREEMENTS AND ARRANGEMENTS	7
IV. FOREIGN INVESTMENT REGIME	11
V. MEASURES AFFECTING TRADE	11
V.A. TARIFFS	11
V.B. TECHNICAL BARRIERS TO TRADE	16
V.C. SANITARY AND PHYTO SANITARY MEASURES	16
V.D. ANTI DUMPING MEASURES	16
V.E. SUBSIDIES AND COUNTERVAILING MEASURES	18
V.F. GOVERNMENT PROCUREMENT	18
V.G. RULES OF ORIGIN	18
V.H. MEASURES AFFECTING EXPORTS	18
VI. TRADE POLICY BY SECTOR	19
VI.A. OIL AND NATURAL GAS	19
VI.B. AGRICULTURE	19
VII. DISPUTE SETTLEMENT	20
ANNEXURE	21

ABBREVIATIONS

ANVISA	-	National Health Surveillance Agency
ASEAN	-	Association of South-East Asian Nations
BNDES	-	Brazilian National Bank for Economic and Social Development
CEPA	-	Comprehensive Economic Partnership Agreement
CET	-	Common External Tariff
COPOM	-	Brazilian Central Bank's Monetary Policy Committee
DFEC	-	Department of Foreign Economic Cooperation
DSB	-	Dispute Settlement Body (WTO)
EFTA	-	European Free Trade Association
EU	-	European Union
FDI	-	Foreign Direct Investment
FINEP	-	Brazilian Innovation Agency for the Financing of Social Security
FTAs	-	Free Trade Agreements
GATT	-	General Agreement on Tariffs and Trade
GDP	-	Gross Domestic Product
GPA	-	Agreement on Government Procurement
HS	-	Harmonised System
ICT	-	Information and communications technology
IMF	-	International Monetary Fund
INMETRO	-	National Institute of Metrology, Standardization and Industrial Quality
IPR	-	Intellectual Property Rights
IT	-	Information Technology
MDIC	-	Ministry of Development, Industry and Foreign Trade
MERCOSUR	-	Common Southern Market
MOA	-	Ministry of Agriculture
MOF	-	Ministry of Finance
MOFCOM	-	Ministry of Commerce
NAFTA	-	North American Free Trade Agreement
OECD	-	Organization for Economic Cooperation and Development of Development, Industry and Commerce
ROO	-	Rules of Origin
SDA	-	Secretariat of Animal and Plant Health
SECEX	-	The Foreign Trade Secretariat of Brasil
SEZs	-	Special economic zones
SISCOMEX	-	Integrated System of Foreign Trade
TBT	-	Technical Barriers to Trade
WTO	-	World Trade Organization
TRIMs	-	Trade-Related Investment Measures
TRQs	-	Tariff-rate quotas
VAT	-	Value-added Tax
WIPO	-	World Intellectual Property Organization
WTO	-	World Trade Organization

EXECUTIVE SUMMARY

- The Brazilian economy expanded by 0.2% in real GDP terms, on a quarter-to-quarter basis with a decline in domestic sector, private consumption and external sector. The consumer prices rose by 0.4% by end of the quarter, however this rise was within the tolerance margin of *Banco Central do Brazil*. The industrial production decreased by 6.9% annually at the end of the quarter. The meager growth of the Brazil economy has slowed down the rate of job creation and by end of the quarter the unemployment rate increased to 7%. After constantly raising the SELIC rate for nine quarters, the *Banco Central do Brazil* decided not to raise the interest rate this quarter by placing it at 11%.
- The high interest rates have played a huge impact on the Brazilian consumers as the personal consumer expenditure dropped relatively compared to the previous quarter. There were huge protests by the people against the Government for spending huge sum on the FIFA World Cup and neglecting the social welfare of the citizens.
- The report provides updates on Brazil's various on-going trade agreements and arrangements with Africa, United States of America, China, Australia, Argentina, Uruguay and Paraguay. Brazil signed a memorandum of understanding to facilitate trade with African countries. Brazil also signed a bilateral memorandum of understanding on trade in services with China with the aim of increasing trade in services such as cargo transportation and logistics.
- Brazil and Uruguay signed the Naval and Offshore Agreement promoting bilateral productive integration. With the agreement, the two countries are committed to promoting mutual access of goods and services Brazilian and Uruguayan companies.
- Japan and Brazil established a joint working group with a view to promote investment in both the countries. The Innovate-Auto programme commenced by Brazil received tremendous response from automakers and auto part suppliers from South Korea and Japan. The second Brazil-France Economic Forum ended with a cooperation agreement signed by both the countries promoting industrial innovation.
- It was noted that Ministry of Development, Industry and Foreign Trade of Brazil has adopted various measures that have affected the imports of the country. The report also notes that Brazil continued to use trade defense mechanisms. It was also noted that trade contingency measures such as Anti-Dumping, which Brazil has aggressively pursued in the recent past, saw a decline this quarter.
- The report also gives an update on the Brazil-US Cotton Dispute.

AGENDA FOR NEXT REPORT

- Update on Brazil's compliance with the WTO DSB ruling in *US- Cotton*.
- Update on the developments at the BRICS Summit held in Brazil.
- Update on the new CAMEX regulation granting Ex-Tariff which provides reduced duty on capital goods, IT goods and telecommunications.
- Update on two cooperation agreements for investment promotion and industrial cooperation between Brazil and China.
- Update on the proceedings of the fourth meeting of the Subcommittee on Industry and Information Technology of the Sino-Brazilian Commission High Level Coordination and Cooperation (COSBAN).

TRADE POLICY MONITORING REPORT OF BRAZIL FOR THE QUARTERLY PERIOD FROM APRIL TO JUNE 2014

I. INTRODUCTION

This is the Thirteenth Quarterly Trade Policy Monitoring Report prepared by the Centre for International Trade and Economic Laws (CITEL), Jindal Global Law School. This report will monitor and discuss the trade and macroeconomic policy developments that took place in Brazil during the period of April-June 2014.

II. ECONOMIC ENVIRONMENT

II.A. GROSS DOMESTIC PRODUCT (GDP)

The last two reports published by CITEC clearly analyzed the declining economy of Brazil. In the first quarter, the real GDP expanded by 0.2% on a quarter-to-quarter seasonally adjusted basis. However, the expansion slowed down the increase of a revised 0.4% in the previous quarter.¹ The net GDP increased by 0.16% with the decline being due to deterioration in both domestic demand. The domestic demand was constricted by 0.6% in the first quarter (Q4 2013 - +0.1% quarter-on-quarter), marking the worst result since the first quarter of 2009.

The fixed investments decreased by 2.1% in the first quarter, a further decline from the previous quarter of a 1.2% constriction. The private consumption also decreased by 0.1% over the previous quarter (Q4 2013 - +0.9% quarter-on-quarter). Although it decelerated by 0.2% in the first quarter, government expenditure continued to expand from the previous quarter. On the external side of the economy, the exports of goods and services contracted by 3.3% in the first quarter and this was a contrast to the expansion of 3.6% recorded in the last quarter of 2013. However, imports rose by 1.4% over the previous quarter, a contrast to the decline of 0.4% recorded last quarter.²

Albert Ramos, Latin America research director for Goldman Sachs in Sao Paulo said, “Brazil is already coping with stagflation and that means chances are higher for second half output to come in negative.” Ramos based his analysis on May auto sales, which are expected to fall by around 7% on the year in May 2014, according to industry group Anfavea.³

According to the Inflation Report by the Central Bank, the GDP is expected to grow by 2.4% in 2014 whereas the Latin Focus Consensus Forecast panelists expect the economy to grow by 2.1% in 2014, and this is unchanged from last quarter’s estimate.⁴

II.B. INDUSTRY

The Industrial Production fell by 1.4% over June on a seasonally adjusted basis, which was slightly higher contraction than the 0.6% decrease registered in May and 0.3% decrease registered at the beginning of the quarter.⁵ In annual terms, industrial production fell 6.9% in June (April: -5.9% year-on-year). The consumer confidence published by the Getulio Vargan Foundation decreased by a seasonally adjusted 2%

¹ *Minutes of the Monetary Policy Committee-184th Meeting*, Banco Central do Brazil, available at <http://www.bcb.gov.br/?COPOM184> (last visited Sept.30,2014).

² *Id.*,

³ Kenneth Rapoza, *Stagflation possible in Brazil as Retail sales lowest in 13 years*, Forbes, Jun. 13, 2014, available at <http://www.forbes.com/sites/kenrapoza/2014/06/13/stagflation-possible-in-brazil-as-retail-sales-lowest-in-13-years/> (last visited Sept.30,2014).

as compared to the the beginning of the quarter. The index decreased from 108.8 at the beginning of the quarter to 106.5 by the end of the quarter.⁶

II.C. INFLATION

The consumer prices rose by 0.4% in June over the previous month, the lowest rise in nine months. This was virtually in line with both the 0.46% increase in May and the 0.67% increase at the beginning of the quarter. The rise was virtually in line with the market expectation of 0.39% as well. 7 of the 9 categories that comprise the consumer price index registered increased in June with the strongest increase tallied in personal expenditure and health services and there was a decrease in food and beverages.⁷ The annual inflation rate increased to a further 6.52% by the end of this quarter from 6.28% at the beginning of the quarter and this has reached the upper limit of the Central Bank's tolerance margin of $\pm 2\%$ around its target of 4.5%.⁸

Inflation measured by the variation of the Consumer Price Index (IPCA) reached 0.40% in June, 0.14 percentage points (pp) higher than in June 2013 and 0.06 percentage points lower than recorded in May 2014.⁹ The below graph shows the variation of Consumer Price Index rate over the past six months in 2014:¹⁰

II.D. UNEMPLOYMENT

The pace of job creation has slowed in Brazil after three years of meager growth, but unemployment remains record lows as more Brazilians decided to dedicate more time to education and training. The unemployment rate by end of the first quarter of 2014 is 7%. Guido Mantega, Minister of Finance, said, "the low level of unemployment is also helping boost salaries in labor-intensive sectors. That is one reason why inflation isn't slowing down even though the central bank has increased borrowing costs and the economy has slumped."¹¹ Barclays Capital economist Marcelo Salomon said, "a recent trend in the

⁴ *GDP contracts for second consecutive quarter, Brazil enters technical recession*, Focus Economics, available at <http://www.focus-economics.com/country-indicator/brazil/gdp-per-capita-USD> (last visited Sept.30,2014).

⁵ *Supra*, note.1

⁶ *GDP Statistics*, Principal Global Indicators, available at <http://www.principalglobalindicators.org/Pages/Default.aspx> (last visited Sept.30,2014).

⁷ *Brazil Inflation Rate MoM*, Trading Economics, available at <http://www.tradingeconomics.com/brazil/inflation-rate-mom> (last visited Sept.30,2014).

⁸ *Supra*, note.1

⁹ *Supra*, note.1

¹⁰ *Inflation Brazil 2014 (CPI)*, Inflation.eu, available at <http://www.inflation.eu/inflation-rates/brazil/historic-inflation/cpi-inflation-brazil-2014.aspx> (last visited Sept.30,2014).

¹¹ *Job creation in Brazil down, but unemployment still at record lows*, Mercopress, June 26, 2014, available at <http://en.mercopress.com/2014/06/26/job-creation-in-brazil-down-but-unemployment-still-at-record-lows> (last visited Sept.30,2014).

Brazilian labor market is that the decline in the unemployment rate has been supported by fewer people looking for jobs.”¹²

II.E. MONETARY POLICY

On July 7 2014, the Monetary Policy Committee of Banco Central do Brazil decided to leave its key selic rate on hold at 11%, amid weak growth and after inflation hit the upper limit target range.¹³ The policy decision was unanimous and the analysts interpreted it to mean that the bank is waiting to see how the previous rate increases will affect consumer prices before deciding which way to move. With gross domestic product expected to increase about 1% this year and the economy expected to decline further the central bank is stuck between trying to keep prices under control and spurring economic growth.¹⁴

The Banco Central do Brazil has been selling swaps that guarantee sufficient Brazilian Real to buy the same amount of dollars in the future that can be bought today. Companies which want hedge against a fall in the Real in the future, by selling Real to buy dollars now, buy the swaps instead, as they are sure to be able to buy a guaranteed amount of dollars in the future. This reduces downward pressure on the Real. The BCB seems comfortable with the current level of the Real i.e., 2.30 per every dollar.¹⁵ Economists in a weekly central bank survey expect the currency to fall to 2.35 per dollar by year-end and 2.5 in December 2015, according to the survey published on July 21.¹⁶ The exchange value of Brazilian Real weakened by the end of the quarter against the USD, with the exchange value at the beginning of the quarter at 2.24 per USD and by the end of the quarter it was 2.21 per USD.¹⁷

According to Eugenio J. Aleman, a Senior Economist at Wells Fargo Securities, “although the economy seems to have done relatively well considering the central bank’s year-long tightening campaign, the economy is weaker than what the headline numbers insinuate.”¹⁸ He also added, “Brazilian consumers have started to feel the pain of higher interest rates as personal consumer expenditure dropped by 0.1%

¹² Kenneth Rapoza, *Why Brazil's Unemployment Rate Is So Low*, Forbes, April 17, 2014, available at <http://www.forbes.com/sites/kenrapoza/2014/04/17/why-brazils-unemployment-rate-is-so-low/> (last visited Sept.30,2014).

¹³ *Supra*, note.1

¹⁴ Jeffrey. T. Lewis, Paulo Trevisani, *Brazil Central Bank Leaves Benchmark Rate Unchanged*, The Wall Street Journal, July 16, 2014, available at <http://online.wsj.com/articles/brazil-central-bank-leaves-benchmark-rate-unchanged-1405556161> (last visited Sept.30,2014).

¹⁵ *Brazil Economic Focus: June 2014*, British Embassy Brasilia, available at https://www.gov.uk/government/uploads/system/uploads/attachment_data/file/328583/06_Brazil_Economic_Focus_June_2014_-_Review.pdf (last visited Sept.30,2014).

¹⁶ Matthew Malinowski, *Brazil June Current Account Gap Narrower Than Analysts Forecast*, Bloomberg, July 25, 2014, available at <http://www.businessweek.com/news/2014-07-25/brazil-june-current-account-gap-narrower-than-analysts-forecast> (last visited Sept.30,2014).

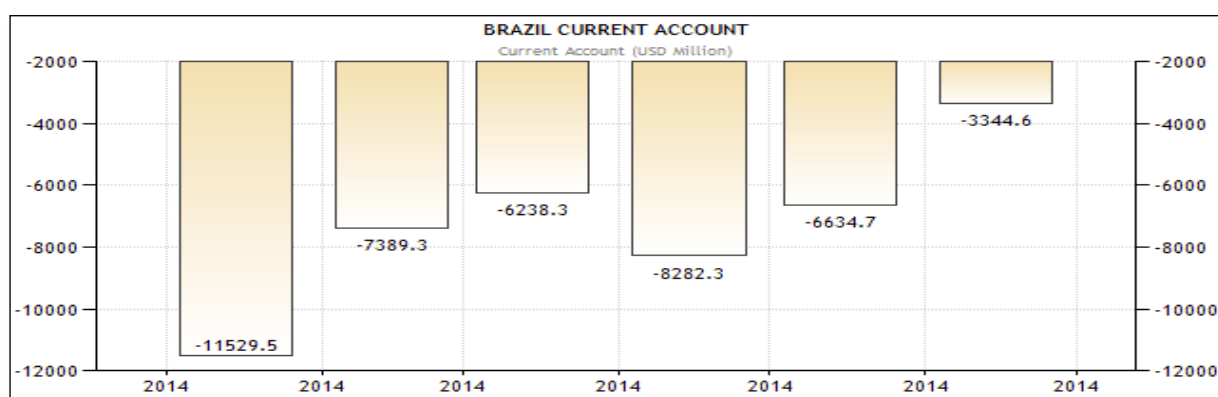
¹⁷ *Brazilian Real*, Trading Economics, available at <http://www.tradingeconomics.com/brazil/currency> (last visited Sept.30,2014).

¹⁸ Eugenio J. Alemán, *Brazilian Economy Remained Weak In Q1 2014*, Wells Fargo Securities, May 30, 2014, available at https://www08.wellsfargomedia.com/downloads/pdf/com/insights/economics/international-reports/Brazilian_Economy_Remains_Weak_in_Q1_05302014.pdf (last visited Sept.30,2014).

compared to Q4 2013. On the yearly basis, personal consumer expenditure still managed to post a decent 2.2% but was down compared to the 2.5% in Q4 2013.¹⁹

II.F. CURRENT ACCOUNT DEFICIT

Brazil recorded a current account deficit of 3344.60 USD Million at the end of Q1 2014 as compared to less than half of that recording at the beginning of Q1 2014 at 8282 USD Million.²⁰ However, the CAD has shown improvement over the 3.9 USD Billion recorded in the same month last year. The Current Account in Brazil averaged -1268 USD Million from 1980 until 2014, reaching an all time high of 3068.40 USD Million in July of 2006 and a record low of -11529.50 USD Million in January of 2014. The current account deficit for the 12 months through June totaled \$81.2 billion, equal to 3.6% of Brazil's gross domestic product.²¹ Imports and exports have fallen this year amid a slowdown in global growth and as policy makers attempt to stimulate domestic consumption. Foreign direct investments during the same period fell to 3.9 USD Billion by end of quarter from 6 USD Billion at beginning of the quarter.²²



III. TRADE AGREEMENTS AND ARRANGEMENTS

III.A. Brazil to cooperate with African countries for trade facilitation

The Bureau of Foreign Trade of the Ministry of Development, Industry & Trade and Brazil Agency for the Promotion of Exports and Investment signed a memorandum of understanding with the Centre for International Trade to develop projects for the implementation of trade facilitation measures in African countries. "Brazil will lead the implementation of trade facilitation measures provided for in Bali," said Godinho, in reference to the agreement reached by member countries of the World Trade Organization (WTO) last December in Indonesia. A major goal of cooperation is to present the experience of the

¹⁹ *Id.*,

²⁰ *Brazil Current Account to GDP*, Trading Economics, available at <http://www.tradingeconomics.com/brazil/current-account-to-gdp> (last visited Sept.30,2014).

²¹ Dow Jones Business News, *Brazil Current Account Deficit Narrows in June to \$3.3 Billion*, NASDAQ, July 25, 2014, available at

<http://www.nasdaq.com/article/brazil-current-account-deficit-narrows-in-june-to-33-billion-20140725-00554#ixzz38VmvvF1Q> (last visited Sept.30,2014).

²² *Supra*, note.31

development of the Single Portal of Foreign Trade program, the Brazilian government, coordinated by SECEX and the Internal Revenue Service of Brazil.²³

III.B. Update on EU-Mercosur Deal

In a meeting between Brazil and Germany a range of shared goals, including increased levels of cooperation in the energy sector and joint ventures to improve investment flows were discussed. The deal between EU and Mercosur a free trade area, covering about 750 million people, and inject a total of 4.5 USD Billion into the participants' economies annually. Germany declared their commitment to a successful closure of the EU-Mercosur trade deal and the German Chancellor also said that Germany and Brazil are the two largest economies in Europe and Latin America, respectively and had much to gain from more trade and investment.²⁴

III.C. Brazil and Argentina renew Agreement on the Common Automotive Policy

Brazil and Argentina renewed the Agreement on the Common Automotive Policy for one year (until June 30, 2015) and established the basis for the discussion of a scheme lasting five years, which should replace the Agreement, which has just been extended. According to the Agreement, the two countries restore the system *flex*: for every \$ 1 in automotive products exported from Argentina to Brazil, the Brazilian automotive sector may sell the Argentine equivalent to \$ 1.50 with zero import tax rate. Above this ratio, the operation is taxed at 35%.²⁵

III.D. Brazil and China sign bilateral memorandum of understanding on trade in services

The Secretary of Commerce and Services of MDIC, participated in the China-Brazil Bilateral Meeting on International Trade in Services. At the meeting it was decided that Brazil and China would work on a Memorandum of Understanding that seeks the increase in bilateral trade in services such as cargo transportation and logistics, for example, "Brazil and China are major trading partners of weight in the global economy of goods and services, with external trade of \$ 75 USD billion per year. However, the service sector still contributes only secondarily on the relationship between the two countries, with a volume of less than \$ 700 million in 2013," said the Secretary. According to the Secretary, the sectors with the greatest potential for growth in trade are sporting services, IT, audiovisual, tourism, outsourcing and R& D. The memorandum requires the participation of the private sector both in specific focus groups for each segment countries.²⁶

²³ Government Notification, available at

<http://www.desenvolvimento.gov.br/sitio/interna/noticia.php?area=5¬icia=13249> (last visited Sept.30,2014).

²⁴ *Merkel Calls for Advances in EU-Mercosur Trade Talks*, ICTSD, Jun. 19, 2014, available at

<http://www.ictsd.org/bridges-news/bridges/news/merkel-calls-for-advances-in-eu-mercosur-trade-talks> (last visited Sept.30,2014).

²⁵ *Brazil and Argentina automotive agreement renewed for a year*, ICTSD, Jun. 14, 2014, available at

<http://www.ictsd.org/bridges-news/pontes/news/brasil-e-argentina-renovam-acordo-automotivo-por-um-ano> (last visited Sept.30,2014).

²⁶ Government Notification, available at

III.E. Brazil and Australia discuss strengthening bilateral trade services

On June 4 2014, the Secretary of Commerce and Services of MDIC, met with representatives of the Australian Federal Government aimed at increasing investment and trade relations in the sector services. The meeting discussed the interest of both countries to deepen bilateral relations, in particular with respect to the potential, yet little explored, foreign trade in services and intangibles, and investments. The Secretary also stressed the importance of major sporting events to be held in Brazil, such as the FIFA World Cup and the Olympics in 2016, as business opportunities and investments. Both governments agreed on the importance of the clearly delininating strategies and commitment to strengthen relations between Brazil and Australia, and pledged to act in this direction.²⁷

III.F. Brazil and Uruguay sign the Naval and Offshore Agreement

The governments of Brazil and Uruguay have signed the Naval and Offshore Agreement to bilateral productive integration. With this, the naval sector, the automotive industry to the next, passing appearing between segments with greater integration and complementarity between the Mercosur countries. The document is the result of a joint effort between various U.S. government agencies. Besides the Ministry, the Ministry of Mines and Energy, Foreign Affairs and Transport and the National Petroleum Agency (ANP) also participated in the negotiations. With the agreement, the two countries are committed to promoting mutual access of goods and services Brazilian and Uruguayan companies. It also establishes mutual recognition of local content, provided that the certification is made by the certifying company operating in Brazil and Uruguay, and has seal of certification by accredited technician with the competent authority of the importing country - in Brazil, ANP. The Administration Agreement also provides for the formation of a Naval and Offshore Bilateral Committee, coordinated in Brazil, by the ministry, and Uruguay, the corresponding ministry. The Brazilian shipbuilding industry is going through a time of prosperity, with growth in both tonnage steel processing and in the number of jobs created. In 2000, the sector generated 1,910 jobs, reaching 78 000 direct jobs in 2013. A total of Investments in vessels reached 3.7 USD billion in 2013, and in shipyards, U.S. \$ 1.3 billion. Last year, 77 vessels were delivered - to 44 inland, 21 to support offshore port support for 8 and 4 for cabotage.²⁸

III.G. Government sends proposal to Congress for regulated access to biodiversity

The Federal Government has sent to the Congress, a proposed bill to regulate the Convention on Biological Diversity (CBD). The text deals with access and research with genetic material and was prepared by staff of the Ministries of Development, Industry and Foreign Trade (MDIC), Environment (MMA) and Science and Technology (MCTI). The priorities of the text are to encourage access to research and

<http://www.desenvolvimento.gov.br/sitio/interna/noticia.php?area=4¬icia=13230> (last visited Sept.30,2014).

²⁷ Government Notification, available at

<http://www.desenvolvimento.gov.br/sitio/interna/noticia.php?area=4¬icia=13237> (last visited Sept.30,2014).

innovation, valuing traditional knowledge, promote bio-industry and the competitiveness of the productive sector, in addition to decriminalize scientific research.²⁹

III.H. Brazil and Paraguay discuss ways to enhance bilateral trade

The 17th meeting of monitoring of trade between Brazil and Paraguay was held on 22 May 2014. Topics related to specific cases of market access, trade promotion, single tax regime, Mercosur, integration of productive chains, mutual investment, financing, trade facilitation were discussed, cooperation for the training of manpower and creation of new air routes between Brazil and Paraguay. The meeting was important to give referrals to strategic issues for both countries. Brazilian exports to Paraguay in the first four months of 2014 reached \$ 1.04 billion and imports were \$ US \$ 342 million, generating a surplus of \$ 697 million to Brazil. The main exports from Brazil to Paraguay, from January to April this year, were composed mainly of processed products (94%), including fuels (12.6%); fertilizers (9%); agricultural machinery and equipment (6.1%) and motors, generators and transformers (5.3%). Majority of the imports comprised of commodities. The main items purchased from Paraguay by Brazil in the first four months of the year were soybeans (29.4%); beef (12.9%); rice (10.3%); and wires, cables and conductors for electrical use (7.2%).³⁰

III.I. MDIC, Ministry of Communications sign agreements with Qualcomm to boost Brazilian semi-conductor industry and smartphones

As chair of the Executive Group of the Greater Brazil Plan (PBM), responsible for public policy of semiconductors in Brazil, the executive secretary of the Ministry of Development, Industry and Foreign Trade (MDIC), Ricardo Schaefer, signed two MOUs, non-exclusive and non-binding with the American company Qualcomm, specializing in semiconductors for mobile technology. The goal is to foster the semiconductor industry, smartphones and tablets in Brazil, in addition to promoting skilled jobs, high-tech knowledge and associated ecosystem components and suppliers. The MOU intends to potentially increase the exposure of Brazilian smartphones industry to the latest technology, and conduct the validation of a manufacturing process technology advanced and highly integrated advanced smartphone in collaboration with Brazilian manufacturers' packages.³¹

III.J. Brazil and Argentina sign MoU to strengthen bilateral trade

The governments of Brazil and Argentina signed a Memorandum of Understanding on funding to facilitate bilateral trade and ensure the flow of payments relating to the import and export operations. The

²⁸ Government Notification, available at <http://www.desenvolvimento.gov.br/sitio/interna/noticia.php?area=2¬icia=13174> (last visited Sept.30,2014).

²⁹ Government Notification, available at <http://www.desenvolvimento.gov.br/sitio/interna/noticia.php?area=1¬icia=13270> (last visited Sept.30,2014).

³⁰ Government Notification, available at <http://www.desenvolvimento.gov.br/sitio/interna/noticia.php?area=1¬icia=13193> (last visited Sept.30,2014).

³¹ Government Notification, available at <http://www.desenvolvimento.gov.br/sitio/interna/noticia.php?area=1¬icia=13158> (last visited Sept.30,2014).

two governments pledged to act as facilitators of private financial transactions and ensure a free flow of trade restrictions.³²

IV. FOREIGN INVESTMENT REGIME

IV.A. Trade Mission: Automakers from South Korea and Japan visit Brazil

The trade mission conducted by the Ministry of Development, Industry and Foreign Trade (MDIC) and Brazilian Agency for the Promotion of Exports and Investments (Apex-Brazil), automakers and suppliers of auto parts in South Korea and Japan made visit as a guest, for attracting investments in the auto parts sector. The mission is being performed under the Program for Promotion of Densification Technology and Productive Chain of Motor Vehicles (Auto-Innovate) Innovation. In force since January 2013, the program is valid through December 31, 2017. The scheme integrates the actions of Greater Brazil Plan. It has as its goals ensuring more competitiveness, technology and safety for the cars produced and sold in Brazil. As a result of Innovate-Auto, new investments worth U.S. \$ 9.16 billion have already been announced that will bring increased production capacity in the country - an increase of 525,700 units - and generating over 12,400 direct jobs.³³

IV.B. Forum Brazil-France ends with establishing strategic relationships

At the end of the Second Brazil-France Economic Forum, in Paris, the Minister of Development, Industry and Trade urged the Minister of Business French Foreign Affairs, to draft out the possibility of actual investments in Brazilian companies in France. Currently, 600 French companies are established in Brazil, and about a hundred Brazilian companies on the French territory. Today the country's trade deficit with France is about \$ 3 billion. At the meeting, the Minister said that the two countries have a strategic relationship that will boost bilateral trade and highlighted Brazil's potential in sectors that stand out French companies such as urban infrastructure, renewable energy, transportation and food security. Before the end of the Forum, MDIC signed with the French Minister of Economy, a cooperation agreement in the field of industrial innovation.³⁴

V. MEASURES AFFECTING TRADE

V.A. TARIFFS

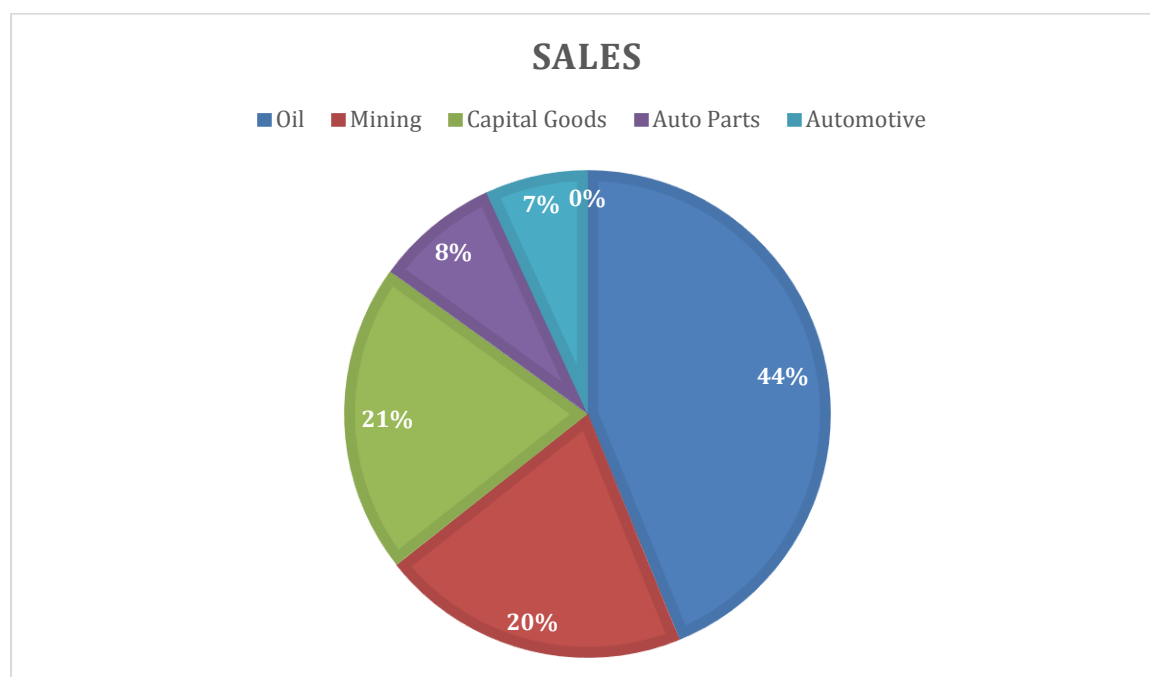
³² *Brazil and Argentina sign agreement to strengthen bilateral trade*, ICTSD, Apr. 2, 2014, available at <http://www.ictsd.org/bridges-news/pontes/news/brasil-e-argentina-assinam-memorando-para-fortalecer-com%C3%A9rcio-bilateral> (last visited Sept.30,2014).

³³ Government Notification, available at <http://www.desenvolvimento.gov.br/sitio/interna/noticia.php?area=2¬icia=13116> (last visited Sept.30,2014).

³⁴ Government Notification, available at <http://www.desenvolvimento.gov.br/sitio/interna/noticia.php?area=1¬icia=13184> (last visited Sept.30,2014).

V.A.1. CAMEX approves reduction in import duty for 250 machines and industrial equipment

CAMEX through two different resolutions reduced the tax and import duty of 250 capital goods, computers and telecommunication goods. The Camex Resolution No. 44 amended the rates from 14% to 2% on foreign purchases of 240 capital assets. The Camex Resolution No. 43 decreased the import tax from 16% to 2% on computers and telecommunication goods. The changes were effective from June 24 2014 and are valid until December 31 2015. The sectors benefitting from the above measures are shown through a pie chart:



The products with reduced tax rates will mainly come from United States of America (24.26%), Japan (10.59%), Germany (7.90%), China (7.83%) and Sweden (5.71%). The machines and equipment with reduced rates will be used in projects such as: oil and gas exploration with a focus on pre-salt and deep water fields; implementation of a factory and welded wire meshes; increased capacity for screening and processing of municipal and commercial solid waste; implementation of a new production line for plastic parts for agricultural machines; increased production of bags of paper or cardboard; automated collection of household solid waste, among others.³⁵

V.A.2. CAMEX reduces import duty of wheat until August 15

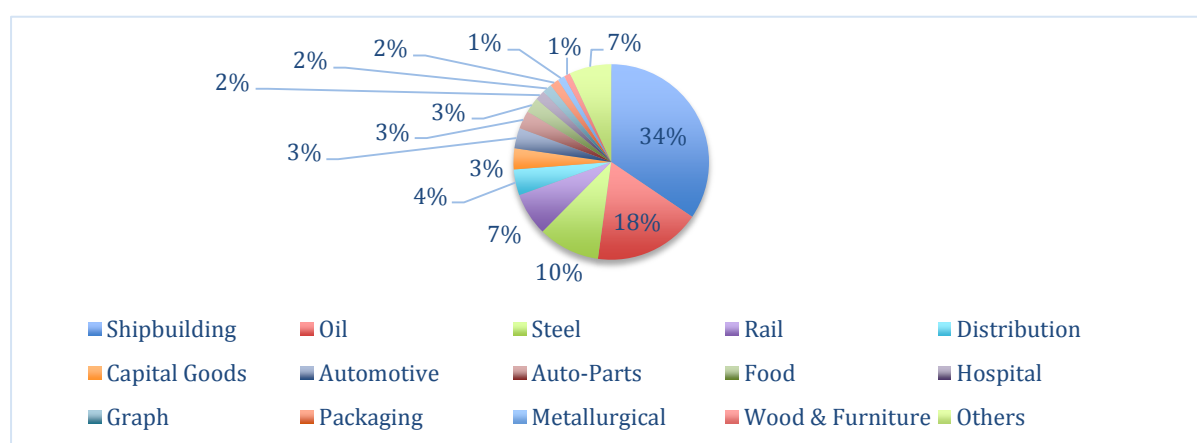
CAMEX approved the reduction of wheat from 10% to 0% through its Resolution No. 42. The reduced rate is valid until August 15 2014 and for a share of one million tons. The tariff reduction has been implemented through the inclusion of the product in the List of Exceptions to the Mercosur Common

³⁵ Government Notification, available at <http://www.desenvolvimento.gov.br/sitio/interna/noticia.php?area=1¬icia=13273> (last visited Sept.30,2014).

External Tariff (Letec). The measure was adopted to ensure supply in the Brazilian market, given that the Mercosur countries are in the off-season.³⁶

V.A.3. Government grants reduction of import duty for 377 ex-tariff

Through two Resolutions of the Board of Foreign Trade (CAMEX), the federal government granted a reduction in the rate of import duty for 377 products related to specific projects with total investments of \$ 3.024 billion and import of \$ 829 million. The Resolution No. 37/2014 lists 366 former tariffs, out of which 320 new and 46 renewals of capital goods, with reduction in the rate of import duty of 2% to zero. The Resolution No. 38/2014 reduces the rate to 2% of assets 11 computers and telecommunication, ten new ex-tariff and renewal. The different sectors that are benefitted by this measure are represented in the chart below³⁷

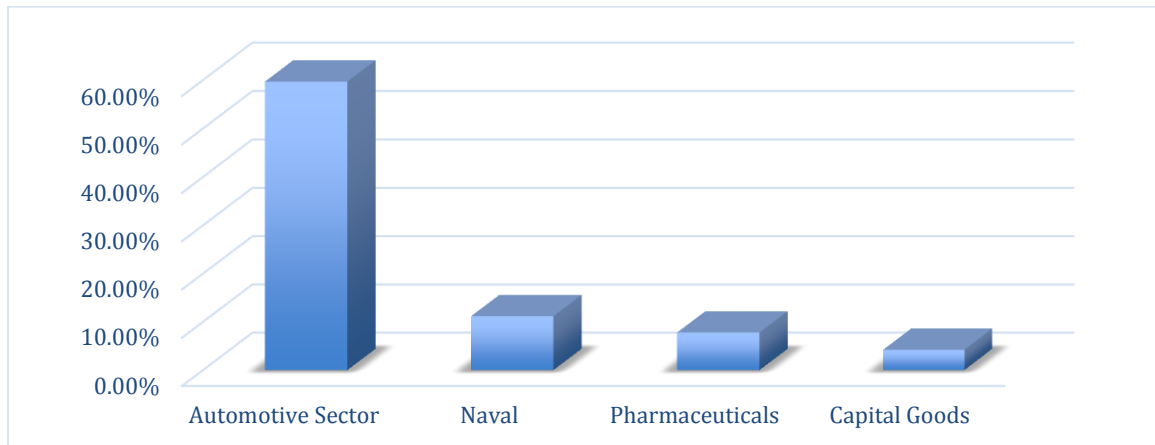


V.A.4. CAMEX approves import tax reductions to 371 machines and industrial equipment

Two new CAMEX Resolutions reduce the import tariff on industrial machinery and equipment without production in Brazil. 371 ex-tariff were granted, with 315 new and 56 renewals for capital and information and telecommunication goods. The tax for overseas purchase of computers and telecommunication goods was reduced from 16% to 2% until December 31, 2015 and the tax for import of capital goods was reduced from 14% to 2% until December 31 2015. The exceptions were ten items that integrate public health policies and transport and that the federal government will reduce from 14% to 0% with different validity periods. In the case of a combination of machines for construction of locomotives, the rate had already been cleared, and the benefit was extended until December 31 this year. The new ex-tariff rates for nine other equipment that will be used in the construction of a factory for vaccines against meningitis B have been reduced to 0% till the end of 2015. In regard to investments, the main beneficiaries are shown in the graph below:

³⁶ Government Notification, available at <http://www.desenvolvimento.gov.br/sitio/interna/noticia.php?area=1¬icia=13272> (last visited Sept.30,2014).

³⁷ Government Notification, available at <http://www.desenvolvimento.gov.br/sitio/interna/noticia.php?area=1¬icia=13195> (last visited Sept.30,2014).



The imports of the equipment will mainly be done in South Korea (39.18%), United States of America (13.26%), Germany (11.8%) & China (6.17%).³⁸

V.A.5. Frozen sardines and caprolactam have import tariffs reduced by CAMEX

CAMEX reduced the rate of import tax on frozen sardines to 2% and this reduction is limited to a quota of 23000 tonnes and until 30 September 2014. The regular rate for foreign purchase of the product is 10%. The reduction is intended to maintain the supply of frozen sardines in the domestic market during the period of interruption of fishing in the times of closure and recruitment. There was also a reduction in the rate of import duty from 12% to 2%, caprolactam, used in the production of nylon. The reduction is valid for 180 days and is limited to a quota of 16,000 tonnes. The measure was granted by CAMEX by shortages in the domestic market, under the terms of the Resolution emergency mechanism Mercosur Common Market Group 08/08.³⁹

V.A.6. CAMEX reduces import tax of seven products by shortages

CAMEX approved the merger of the Brazilian legal system in 01/14 Guidelines, 02 / 14, 14.3, 14.4, 14.5, 14.6 and 14.7 of the Mercosur Trade Commission. The guidelines establish a temporary reduction of import duty by shortages in the Brazilian market, under Resolution GMC 08/08. Products that have the rate reductions are as follows:⁴⁰

³⁸ Government Notification, available at

<http://www.desenvolvimento.gov.br/sitio/interna/noticia.php?area=1¬icia=13135> (last visited Sept.30,2014).

³⁹ Government Notification, available at

<http://www.desenvolvimento.gov.br/sitio/interna/noticia.php?area=1¬icia=13136> (last visited Sept.30,2014).

⁴⁰ Government Notification, available at

<http://www.desenvolvimento.gov.br/sitio/interna/noticia.php?area=1¬icia=13104> (last visited Sept.30,2014).

S.No.	Product Name	Nomenclature	Description
1	Barium Carbonate	2836.60.00	The product has application in ceramics, glass and crystals, ferrites and brick industries. The Common External Tariff (CET) has been decreased from 10% to 2% for a quota of 4,125 tons until a period of six months.
2	Palm Kernel Oil	29/10/1513	It has applications in food, cosmetics, soaps and fine soaps, detergents, lubricants, among others. The rate decreased from 10% to 2% for a quota of 99,332 tons until a period of six months.
3	Leaf etched aluminium cathode	7607.19.90	The product is used as a feedstock for electric capacitors. The rate decreased from 12% to 2% for a quota of 3,000,000 square meters for a period of 12 months.
4	Partially Oriented Yarn POY	5402.46.00	The product is used in the manufacture of textured polyester filament used for the production of woven and knitted fabrics, among other applications. The import tariff will decrease from 18% to 2% for a quota of 40,400 units for a period of six months.
5	Adiponitrile	2926.90.91	The product is used as a chemical intermediate for the production of polyamide (nylon) Common External Tariff decreased from 12% to 2%, with a quota of 30,700 tonnes within 12 months.
6	Silicone gel	3910.00.90	The product is used in silicone implants, the Common External Tariff decreased from 14% to 2%, with a quota of 132 tons, for 12 months.
7	Para-xylene	2902.43.00	The product is used as feedstock to manufacture Partially Oriented Yarn and for manufacture of woven and knitted fabrics, among other applications.

V.A.7. CAMEX reduced import duty for machinery and industrial equipment

CAMEX has approved the granting of 95 former tariff for capital goods without production in Brazil. The aliquots for overseas purchase of capital goods were reduced from 14% to 2%, until December 31 this year. The measure will enable the reduction of costs for implementation or expansion of factories and

production lines in various parts of the country. The main beneficiaries are the areas of construction, mining, pulp and paper, auto parts and recycling. This year, CAMEX has approved the granting of tariff for 525 former capital, computer and telecommunication goods production, linked to global investments US \$ 21.12 billion and imports of equipment valued at \$ 2.41 billion. In 2013, there were 2,831 approved claims, which reduced the cost of projects worth a total of \$ 40.5 billion. Values linked to former tariff approved imports last year reached \$ 17.5 billion.⁴¹

V.B. TECHNICAL BARRIERS TO TRADE

Member countries of the World Trade Organization are required under the *Agreement on Technical Barriers to Trade* (TBT Agreement) to report to the WTO all proposed technical regulations that could affect trade with other Member countries. The WTO Secretariat distributes this information in the form of “notifications” to all the Member countries. **Annexure A** summarizes notifications posted by the WTO during the past quarter related to Brazil.

V.C. SANITARY AND PHYTO SANITARY MEASURES

Various sanitary and phyto-sanitary measures were adopted during the quarter containing measures relating to plant and food safety, various edible products, use of certain chemicals and substances in food, etc. according to the standards of relevant international conventions. For detailed information, please refer **Annexure B**.

V.D. ANTI DUMPING MEASURES

V.D.1. CAMEX approves definitive anti-dumping for imports of silicon dioxide from China

CAMEX Resolution No. 32/14 dated April 24 2014, applied anti-dumping duty (up to 5 years) to Brazilian imports of precipitated silicon dioxide, originating in China. The anti-dumping duty will be collected in the form of fixed specific rate, as specified in the table below:⁴²

Country	Producer / Exporter	Antidumping Law (USD / t)
China	Dalian FTZ Richon Intl Trade CO., Ltd.	256.09
	Evonik Wellink Silica (Nanping) CO., Ltd.	256.09
	Fujian Longyan Jinbo Chemical Technology CO, Ltd.	256.09
	Fujian Zhengsheng CO Inorganic Material., Ltd.	594.41
	Innova Chemical Co., Ltd.	256.09
	Parkson (HK) International Development Ltd.	256.09

⁴¹ Government Notification, available at <http://www.desenvolvimento.gov.br/sitio/interna/noticia.php?area=1¬icia=13098> (last visited Sept.30,2014).

⁴² Government Notification, available at <http://www.desenvolvimento.gov.br/sitio/interna/noticia.php?area=1¬icia=13121> (last visited Sept.30,2014).

	Quechen Silicon Industry CO, Ltd.	63.39
	Rhodia Fine Chemical Additives Quindao	256.09
	Sanming Fengrun Chemical Industry CO, Ltd.	256.09
	SATISLOH GMBH	256.09
	Wenda CO., Ltd.	256.09
	Hengcheng Wuxi Silicon Industry CO, Ltd.	256.09
	Sources Xiamen World Imp & Exp CO., Ltd.	256.09
	Zhejiang Huate Group	256.09
	Zhuzhou Xinglong Chemical Industry CO, Ltd.	594.41
	Too much	594.41

V.D.2. CAMEX approves provisional anti-dumping for imports of seamless steel tubes made in China

CAMEX approved the implementation of provisional anti-dumping (for six months) for Brazilian imports of seamless steel tubes, originating in China. The product is classified in the codes 7304.51.19, 7304.59.11 and 7304.59.19 of the Mercosur Common Nomenclature and has the following technical specifications: seamless steel pipes connected to chromium, with nominal outside diameter or less 141.3 mm but more than 3 mm, irrespective of the wall thickness and internal diameter.⁴³

V.D.3. CAMEX suspends anti-dumping for import of cranks

CAMEX has suspended the levying of anti-dumping duty applied to imports of Brazilian Fauber cranksets monobloc for bikes. The suspension was determined on grounds of public interest, considering that there are temporary changes in the conditions of the Brazilian market.⁴⁴

V.D.4. CAMEX approves provisional anti dumping pipe seamless steel manufactured in Ukraine

CAMEX Resolution No. 41/14 dated June 20 2014 approved the application of provisional anti-dumping duty for up to six months for Brazilian imports of steel seamless tubes, originating in Ukraine. The provisional duty will be charged under the fixed rate specific way, according to the values below:⁴⁵

Origin	Product / Exporter	Provisional Antidumping Law (USD / t)
Ukraine	Interpipe Niko Tube LLC and PJSC Interpipe NTRP	145.78
	Other companies	637.74

⁴³ Government Notification, available at <http://www.desenvolvimento.gov.br/sitio/interna/noticia.php?area=1¬icia=13105> (last visited Sept.30,2014).

⁴⁴ Government Notification, available at <http://www.desenvolvimento.gov.br/sitio/interna/noticia.php?area=1¬icia=13196> (last visited Sept.30,2014).

⁴⁵ Government Notification, available at <http://www.desenvolvimento.gov.br/sitio/interna/noticia.php?area=1¬icia=13268> (last visited Sept.30,2014).

V.E. SUBSIDIES AND COUNTERVAILING MEASURES

V.E.1. Brazil announces USD 2 Billion worth of loans for sugar subsidies

Brazil sanctioned policies and planned new programs in regard to the sugar subsidies. According to these policies and programs subsidies roughly amounting to \$2 billion in loans for sugar growers, mills, and ethanol storage facilities would be provided. The measure is on top of the standard \$2.5 billion a year in Brazilian sugar subsidies; a \$480 million sugar ethanol bailout package announced last summer; \$65 million in direct subsidy checks to certain growers last year; and a \$620 million state-funded investment program announced in February. However, experts are of the opinion that this is a trade-manipulating measure and may further distort the global sugar market, which is already a dumping ground for subsidized excess.⁴⁶

V.F. GOVERNMENT PROCUREMENT

The Brazilian government established a margin of preference of 25% for all sectors in government procurement, to be applied in the bidding processes for manufactured goods and domestic services. Before this measure was adopted, the margin of preference varied with the product.⁴⁷

V.G. RULES OF ORIGIN

V.G.1. Brazil bans certain imports from Malaysia and Taiwan

The Ministry of Development, Industry and Foreign Trade on June 12, has banned shoes, pencils and padlocks sold by companies from Malaysia and Taiwan after investigations proved that there were “false declaration” of these products. According to this decision, new applications for importation of these products will be automatically denied until companies prove compliance with the rules of origin of Brazilian law.⁴⁸

V.H. MEASURES AFFECTING EXPORTS

V.H.1. China allows imports of maize from Brazil

The General Administration of Quality Supervision, Inspection and Quarantine of China reported on April 8 that the purchases of cereal from Brazil are released since March 31. The formalization of the

⁴⁶ *Brazil escalates subsidy arms race with India*, American Sugar Alliance, Apr. 10, 2014, available at <http://www.sugaralliance.org/brazil-escalates-subsidy-arms-race-with-india-4824/> (last visited Sept.30,2014).

⁴⁷ *Brazil announces measures to strengthen national industry*, ICTSD, Jun. 24, 2014, available at <http://www.ictsd.org/bridges-news/pontes/news/brasil-anuncia-medidas-para-fortalecer-a-ind%C3%BAstria-nacional> (last visited Sept.30,2014).

⁴⁸ *For false declaration of origin, Brazil bans certain imports from Malaysia and Taiwan*, ICTSD, Jun. 18, 2014, available at <http://www.ictsd.org/bridges-news/pontes/news/por-falsa-declara%C3%A7%C3%A3o-de-origem-brasil-pro%C3%ADbe-certas-importa%C3%A7%C3%B5es-de-mal%C3%A1sia> (last visited Sept.30,2014).

opening of the Chinese market to Brazilian corn was expected since November last year when the two countries signed a phytosanitary agreement, allowing Brazil to export corn to China provided the grain meets the requirements of inspection and quarantine. Agreements such as this can pave way for shipments that can reach tens or even hundreds of thousands of tons in a single month.⁴⁹

V.H.2. Brazil opens new ports to facilitate exports

Brazil, the world's largest soybean exporter and second largest producer, expected to get 4 million tons in 2014, representing an increase of 8.3% compared to the year 2013 in terms of global grain production, this should grow 0.7% compared to 2013 and reach 189.4 million tons. This growth is facilitated by the new port infrastructure, which was provided by the federal government of Brazil. The initiative responds to the will of the government to encourage public-private cooperation.⁵⁰

VI. TRADE POLICY BY SECTOR

VI.A. Oil and Natural Gas

The contribution of the energy sector to the GDP of Brazil especially from the Oil and Gas sub-sector has exponentially increased over a decade to 13% by end of this quarter. Petrobras is the major contributor to the development of this sector. The increase was a direct cause of the policies and programs that Brazil sanctioned in regard to this matter. The creation of Prominp (National Oil and Gas Sector Mobilization Program) and the alignment of the operators, especially Petrobras, with this policy to encourage local content, has led to the rapid growth of the Brazilian shipbuilding industry over the last decade. Mr. Santoro, Director of Gas and Energy at Petrobras, added “It should be noted that the local content policy that led to this extremely fast growth is not protectionist: there is no reserved market, but merely incentives for the production of equipment to be carried out in Brazil and calling for innovation.” He went on to say that, “In 2003, there were only two shipyards in operation and the number of jobs in the sector totaled 7,465. This year, there are ten shipyards in operation, providing 80,000 direct jobs and approximately 320,000 indirect ones.”⁵¹

VI.B. AGRICULTURE

The agribusiness in Brazil is very vast and plays a dominant role in the development of the country. The sector is home to millions of farmers and rural workers through supply chains that integrate a multitude of

⁴⁹ *China allows imports of maize from Brazil*, ICTSD, Apr. 11, 2014, available at <http://www.ictsd.org/bridges-news/pontes/news/china-autoriza-importa%C3%A7%C3%A3o-de-milho-do-brasil> (last visited Sept.30,2014).

⁵⁰ *Brazil opens port to facilitate exports*, ICTSD, May 21, 2014, available at <http://www.ictsd.org/bridges-news/puentes/news/brasil-inaugura-puerto-para-facilitar-exportaciones> (last visited Sept.30,2014).

⁵¹ *Oil and Gas sector contribution to Brazilian GDP reaches 13%*, PETROBRAS(Ed. 62), available at <http://www.petrobras.com/en/magazine/post/oil-and-gas-sector-contribution-to-brazilian-gdp-reaches-13.htm> (last visited Sept.30,2014).

industry suppliers and service. In the last two decades, the share of grain production grew by 221%, while the area planted increased by only 41%, indicating a huge breakthrough in productivity, which needs to be extrapolated to other sectors. In addition, by end of this quarter, agribusiness exports saved the trade balance, generating a surplus of USD 82 Billion for the country. The United States of America did not honor their commitment to pay the monthly amount to Brazilian Cotton Institute, in the case of Brazil-US Cotton Dispute, leading to a USD 60 Million debt. The approval of the New Farm Bill would be a great boost to this sector.⁵²

VII. DISPUTE SETTLEMENT

VII.A. Brazil-US Cotton Dispute

The United States has signaled it is willing to pay Brazil additional financial compensation to finally settle a World Trade Organization dispute over subsidies to American cotton farmers and other agricultural exporters, but the two sides are still divided over the amount, according to sources familiar with the ongoing negotiations.

Previously, it was unclear whether the U.S. would be willing to pay Brazil at all to settle the dispute. But sources said the U.S. has taken the opening position it will pay what Brazil feels it is owed under an interim settlement deal that expired in February. The administration claimed it no longer had authority to make the monthly payments to a Brazilian cotton fund as of October 2013, and Brazil says it is owed about \$60 million.

But Brazil has demanded more, since it feels it is already rightfully entitled to that money. The challenge the U.S. administration now faces is negotiating an amount high enough to appease Brazil, but not so high as to incite a congressional backlash. According to agricultural policy experts, the U.S. could claim the broad charter of the Commodity Credit Corporation (CCC) as the legal basis for making these payments. It is not clear what amount Brazil is willing to accept, but leaked internal papers show it has at least considered demanding \$400 million dollars (*Inside U.S. Trade*, June 5).

The negotiations between the U.S. and Brazil came to a head last week ahead of a June 12 deadline that Brazilian officials had set for acting on their threat to request a World Trade Organization compliance panel challenging the new U.S. farm bill. But that deadline came and went without any announcement from either side.

⁵² *Position Brazil as guardian of global food security*, ICTSD, May 17, 2014, available at, <http://www.ictsd.org/bridges-news/pontes/news/posicionar-o-brasil-como-guardi%C3%A3o-da-seguran%C3%A7a-alimentar-mundial> (last visited Sept.30,2014).

Some sources had said the two sides had hoped to reach a deal that could be announced by U.S. Vice President Joe Biden during his visit to Brazil this week. Such an announcement never materialized. Biden made only a passing reference to trade and investment in June 17 remarks at the U.S. embassy in Brazil. "We already have \$100 billion in a trade relationship; there's no reason, over time, that can't double. There's no reason why that can't continue to grow," the vice president said.⁵³

ANNEXURE

Annexure A

Notification & Date	Agency Concerned	Products Concerned	Purpose of Notification
G/TBT/N/BRA/5 85 April 2 2014	National Institute of Metrology, Quality and Technology - INMETRO	Carbon steel tubes for common uses in conducting fluids	Technical regulation establishing requirements to be complied by carbon steel tubes, with or without longitudinal weld, with or without zinc coating for common use in conducting water, gas, steam and other non-corrosive fluids, focusing on safety and aimed at the prevention of accidents. The aim of the regulation being Quality requirements, Prevention of deceptive practices and consumer protection.

⁵³ *US willing to pay Brazil to settle Cotton case but haggles over amount*, Inside US Trade, Jun. 19, 2014, available at <http://insidetrade.com/Inside-US-Trade/Inside-U.S.-Trade-06/20/2014/us-willing-to-pay-brazil-to-settle-cotton-case-but-haggles-over-amount/menu-id-710.html> (Last seen Sept. 25, 2014)

G/TBT/N/BRA/5 86 April 3 2014	National Institute of Metrology, Quality and Technology - INMETRO	Carbon steel tubes for common uses in conducting fluids	Technical regulation establishing requirements to be complied by Carbon steel tubular products with or without longitudinal weld, black or galvanized, for common use in conducting non-corrosive fluids under pressure, and mechanical applications, focusing on security and with a view to accident prevention The aim of the regulation being Quality requirements, Prevention of deceptive practices and consumer protection.
G/TBT/N/BRA/5 87 April 3 2014	National Institute of Metrology, Quality and Technology - INMETRO	Carbon steel tubes for common uses in conducting fluids	Technical regulation establishing requirements to be complied by Seamless carbon steel tubular products for high temperatures services focusing on security and with a view to accident prevention. The aim of the regulation being Quality requirements, Prevention of deceptive practices and consumer protection.
G/TBT/N/BRA/5 88 April 16 2014	ANVISA - Brazilian Health Surveillance Agency	Dental bleaching agents classified as medical devices.	Resolution establishes criteria for packing and labelling of dental bleaching agents, which are classified as medical devices. According to this draft technical regulation, the distribution of medical devices used in dental bleaching, containing hydrogen peroxide or carbamide peroxide with concentrations of these substances higher than 3%, alone or in combination, is subject to the dental prescription. Packaging and labelling of dental bleaching agents containing those substances shall include, in red stripe and emphasized, the phrase: "Sale under dental prescription". The leaflets shall include, emphasized and in a larger font, the phrase: "Sale under dental prescription". Sale of the products directly to dental surgeons and legal persons that provide dental services is allowed. The aim of the regulation being Protection of Human Health & Safety.
G/TBT/N/BRA/5 89 April 22 2014	Ministry of Agriculture, Livestock and Food Supply - MAPA	Peanuts (ground-nuts), not roasted or cooked. Ground-nuts, not roasted or otherwise cooked, whether or not shelled or broken	Technical regulation to provide rules for classifying peanut according to the requirements of identity and quality, sample, presentation and labeling marks. It revokes MAPA Ordinance N° 147, 14 July 1987 The aim of the regulation being Quality requirements and Protection of Human health or Safety
G/TBT/N/BRA/5 90 June 3 2014	ANVISA - Brazilian Health Surveillance Agency	In vitro diagnosis products	The resolution establishes the necessary requirements to register, cancel, alter and revalidate in vitro diagnosis products. This draft resolution applies to products which are manufactured or imported to Brazil and which are classified according to some risk criteria and its goals. According to this draft technical regulation, the registration, alteration, revalidation and cancellation of the registration of these products are made under de presentation of some general and documental requirements. For purposes of regularization of the products at Anvisa, IVD products are classified under the

			<p>following classes:</p> <p>I - Class I: low-risk products to individuals and low risk to public health;</p> <p>II - Class II: products of medium risk to individuals and / or low risk to public health;</p> <p>III - Class III: high-risk products to individuals and / or medium risk to public health; and</p> <p>IV - Class IV: high-risk products to individuals and high risk to public health.</p> <p>According to the risk classification of the IVD product, it will have different requirements to be regularized at Anvisa, as expressed in articles 18, 19 and 20 of the draft technical regulation.</p> <p>The aim of the regulation being Protection of human health or safety.</p>
<p>G/TBT/N/BRA/591</p> <p>June 3 2014</p>	<p>ANVISA - Brazilian Health Surveillance Agency</p>	<p>Medical devices.</p>	<p>Resolution establishes the requirements for registration at Anvisa of low and medium risk medical devices for sanitary control.</p> <p>This draft Resolution applies to medical devices classified as Class Risk I and II.</p> <p>According to this draft technical regulation, to request the registration of medical devices classified as Class Risk I and II and its alteration, the manufacturer or the importer must present a list of specific documents.</p> <p>The national manufacturer or the importer to Anvisa must regularly update the technical dossier, containing all documents and information.</p> <p>According to this draft technical regulation, the medical devices Class Risk I and II registered at Anvisa are exempt from revalidation. They must observe GMP, technical standards and specific standards, according the Brazilian System of Conformity Assessment – SBAC, when applicable, as expressed in Article 10 of the draft technical regulation.</p> <p>The aim of the regulation being Protection of human health or Safety.</p>
<p>G/TBT/N/BRA/373/Rev.1</p> <p>June 16 2014</p>	<p>National Institute of Metrology, Quality and Technology - INMETRO</p>	<p>Mattresses and mats - Mattress supports; articles of bedding and similar furnishing (for example, mattresses, quilts, eiderdowns, cushions, pouffes and pillows) fitted with springs or stuffed or internally fitted with any material or of cellular rubber or plastics, whether or not covered</p>	<p>Improvement of the conformity assessment requirements for mattresses and mats focusing on consumer information regarding protection of human safety, by clarifying some issues of the text of the rules and reword some items in order to furnish the necessary information to ensure acquaintance with the requirements.</p> <p>The aim of the regulation being consumer information and quality requirements.</p>
<p>G/TBT/N/BRA/198/Rev.1</p> <p>June 16 2014</p>	<p>National Institute of Metrology, Quality and Technology - INMETRO</p>	<p>Refrigerators/ freezers displays etc. Refrigerators, freezers and other refrigerating or freezing equipment, electric or other; heat pumps other than air conditioning machines of heading</p>	<p>Improvement of the Conformity Assessment requirements for Refrigerators/ freezers display and Similar Appliances, focusing on security and energy efficiency.</p> <p>It establishes criteria for the Conformity Assessment Programme applied to refrigerators and similar displays by a Supplier Declaration, focusing on performance and safety, concerning the acquaintance with the Brazilian Program Labelling – PBE by means of the National</p>

			<p>Energy Conservation Label – ENCE.</p> <p>It revokes Inmetro Ordinance N° 20/2006, within 24 (twenty four) months notified as document <u>G/TBT/N/BRA/198/Add.1</u></p> <p>It revokes the Requirements disclosed by the Inmetro Ordinance N°. 271, July 7, 2010, published in the Official Gazette of July 9 2010, section 01, page 59.</p> <p>The aim of the regulation is for consumer information and quality requirements.</p>
<p>G/TBT/N/BRA/5 92</p> <p>June 23 2014</p>	<p>ANVISA - Brazilian Health Surveillance Agency</p>	<p>Recognized sources of food allergies or food intolerances in sensitive persons</p>	<p>Resolution that adopts provisions on the mandatory declaration in the label of packaged food, of recognized sources of food allergies or food intolerances in sensitive persons.</p> <p>This resolution applies to food, ingredients, food additives, technological coadjuvants and raw materials which are packaged in the absence of consumers, including those intended to be used exclusively for industrial processing and at food establishments.</p> <p>This resolution is complementary to the Resolution number 259, of 20 September 2002, which approves the technical regulation for labelling packaged food, and to the Law 10.674, of 16 May 2003, which establishes mandatory providing information on the presence of gluten in marketed food products.</p> <p>The following are recognized sources of food allergies or food intolerances in sensitive persons:</p> <p>I. Cereals containing gluten, namely wheat, rye, barley, oats and their hybridised strains; II. Crustaceans; III. Eggs; IV. Fish; V. Peanut; VI. Soy; VII. Milk; VIII. Almond (<i>Prunus dulcis</i>); IX. Hazelnut (<i>Corylus</i> spp.); X. Cashew nut (<i>Anacardium occidentale</i>); XI. Brazil nuts (<i>Bertholletia excelsa</i>); XII. Macadamia (<i>Macadamia</i> spp.); XIII. Nut (<i>Juglans</i> spp.); XIV. Pecan (<i>Carya illinoensis</i>); XV. Pistachio (<i>Pistacia vera</i> L.); XVI. Sulphites (sulphur dioxide and its salts) in concentration equal to or greater than 10 (ten) parts per million (ppm), expressed in sulphur dioxide.</p> <p>Alterations in the list provided here within can be made upon updates on Codex Alimentarius guidelines or scientific evidences showing the cause-effect of the food consumption and adverse events, its epidemiological magnitude and its severity.</p> <p>The food, ingredients, additives, technological coadjuvants and raw materials which are packaged in absence of consumers, including those intended to be used for manufacturing and for food establishments must contain the declaration: Contains Gluten or Gluten Free, as appropriate.</p> <p>Food that are, derives from or have been intentionally added of ingredients, food additives, technological coadjuvants or raw materials from recognized sources of food allergies or food intolerances described in</p>

			<p>sections II to XVI of article 4, in any quantity, must bring the declaration: Allergic: Contains (source names), or Allergic: Contains derivatives of (source names), as appropriate.</p> <p>In cases that food, ingredients, food additives, technological coadjuvants or raw materials have risks of causing incidental contamination from recognized sources of food allergies or food intolerances described in sections II to XV of article 4 , must inform in its label the declaration: Allergic: May Contain (source names) .</p> <p>Declarations required at articles 6, 7 and 8 of this Resolution must be grouped near the ingredients list on the label, in a white background frame and in black characters of the same type, complying with height requirements established in the annex of this Resolution.</p> <p>This Resolution revokes Resolution RDC number 40 of February 8 2002, which approves the technical regulation on labelling of packed food and beverage that contain gluten.</p>
<p>G/TBT/N/BRA/5 93</p> <p>June 23 2014</p>	<p>ANVISA - Brazilian Health Surveillance Agency</p>	<p>Pharmacopeial monographs on the heparin sodium from bovine and porcine in the Brazilian Pharmacopoeia.</p>	<p>Resolution of the pharmacopeial monographs on the heparin sodium from bovine and porcine in the Brazilian Pharmacopoeia.</p> <p>The heparin sodium from bovine is extracted from the bovine intestine and contains a mix of polysaccharide chains with different molecular weight. It is composed of units of a-D-glucosamine e acid a-iduronic 2-sulfated. The units of a-D-glucosamine present a more heterogeneous pattern of sulphatation in comparison with the heparin from porcine. In special we observe higher proportion of units of a-D-glucosamine non-sulphated in the position 6. It has anticoagulant activity by the inhibition of many factors of the coagulation system, prolonging the time of coagulation in blood. This occurs mainly through potentiation of the Xa factor inactivation and of the thrombin through the antithrombin. It contains, at least, 160 units of anti-factor Ila activity for mg of heparin, respectively, in relation to desiccated substance. The reason of the anti-factor Xa activity for the anti-factor Ila activity must be of 1.0 ± 0.1. The animals from which the heparin is extracted must fulfil the sanitary requirements of the species and the manufacturing process must ensure the elimination or the inactivation of infectious agents.</p> <p>The heparin sodium from porcine is extracted from the intestine of the porcine and contains a mix of polysaccharide chains with different molecular weight. It is composed, preponderantly, for alternated units of a-D-glucosamine N- and 6- disulfated and acid a-iduronic 2-sulfated. It has anticoagulant activity due to the inhibition of many factors of the coagulation system, prolonging the time of coagulation in blood. This occurs mainly</p>

		<p>through potentiation of the Xa factor inactivation and of the thrombin through the antithrombin. It contains, at least, 180 units of anti-factor Ila activity for mg of heparin, in relation to desiccated substance. The reason of the anti-factor Xa activity for the anti-factor Ila activity must be 1.0 ± 0.1. The animals from which the heparin is extracted must fulfil the sanitary requirements of the species in question and the manufacturing process must ensure the elimination or the inactivation of infectious agents.</p> <p>These monograph proposals set standards for the identity, dosage (according to methods Anti-factor Xa activity and Anti-factor Ila activity / ion-exchange high-performance liquid chromatography technique for detection and separation of possible contaminants of the heparin), characteristics, purity assays, biological safety tests, packaging, storing and labeling of the heparin sodium from bovine and porcine in the Brazilian Pharmacopoeia.</p> <p>The aim of the regulation being Protection of Human Health</p>
--	--	---

Annexure B

Notification	Agency Responsible	Product	Regions	Purpose	Description	International Regulating Authority
G/SPS/N/BRA/928 April 1 2014	ANVISA - The Brazilian Health Surveillance Agency	Pesticides - Metconazole	All trading partners	Food safety	Resolution regarding the active ingredient METCONAZOLE to be included in the monograph list of active ingredients of pesticides, household cleaning products and wood preservers, including the use in foliar application in cultures of cotton (0.2mg/kg safety security period of 14 days), garlic (0.2mg/kg safety security period of 14 days), peanut (0.2mg/kg safety security period of 7 days), potato (0.05mg/kg safety security period of 14 days), coffee (0.2mg/kg safety security period of 30 days), onion (0.2mg/kg safety security period of 14 days), carrot (0.05mg/kg safety security period of 14 days), chrysanthemum (non-food use), eucalyptus (non-food use), bean (0.05mg/kg safety security period of 15 days), pod bean (0.05mg/kg safety security period of 15 days), watermelon (0.05mg/kg safety security period of 14 days), melon (0.1mg/kg safety security period of 14 days), corn (0.02mg/kg safety security period of 45 days), strawberry (0.1mg/kg safety security period of 7 days), pepper (0.1mg/kg safety security period of 7 days), rose (non-food use), soy (0.05mg/kg safety security period of 14 days), tomato (0.05mg/kg safety security period of 7 days), wheat (0.1mg/kg safety security period of 30 days), grape (1.0mg/kg safety security period of 7 days)	None
G/SPS/N/BRA/929 April 7 2014	ANVISA - The Brazilian Health Surveillance Agency	Pesticides - Trichogramma pretiosum	All trading partners	Plant Protection	Resolution regarding the active ingredient TRICHOGRAMMA PRETIOSUM to be included in the monograph list of active ingredients of pesticides, household cleaning products and wood preservers, including use in control of <i>Tuta absoluta</i> (South American tomato moth), <i>Helicoverpa zea</i> (corn earworm), <i>Spodoptera frugiperda</i> (fall armyworm), <i>Anticarsia gemmatalis</i> (velvetbean caterpillar) and <i>Pseudoplusia includens</i> (the looper caterpillar) and as approved in labels and leaflets.	None
G/SPS/N/BRA/930 April 8 2014	ANVISA - The Brazilian Health Surveillance Agency	Pesticides - Residues - Pyraclostrobin	All trading partners	Food safety	Resolution regarding the active ingredient PYRACLOSTROBIN to be included in the monograph list of active ingredients of pesticides, household cleaning products and wood preservers, including the use in foliar application in cultures of cotton (0.2mg/kg safety security period of 7 days), garlic (0.1mg/kg safety security period of 7 days), peanut	None

					<p>(0.1mg/kg safety security period of 14 days), oat (1.0mg/kg safety security period of 30 days), banana (0.5mg/kg safety security period of 3 days), potato (0.01mg/kg safety security period of 3 days), coffee (0.5mg/kg safety security period of 45 days), sugarcane (0.1mg/kg safety security period of 30 days), onion (0.5mg/kg safety security period of 7 days), carrot (0.2mg/kg safety security period of 7 days), barley (1.0mg/kg safety security period of 30 days), citrus (0.5mg/kg safety security period of 14 days), chrysanthemum (non-food use), eucalyptus (non-food use), bean (0.1mg/kg safety security period of 14 days), apple (2.0mg/kg safety security period of 14 days), papaya (0.1mg/kg safety security period of 7 days), mango (0.1mg/kg safety security period of 7 days), watermelon (0.1mg/kg safety security period of 7 days), melon (0.1mg/kg safety security period of 7 days), corn (0.1mg/kg safety security period of 45 days), cucumber (0.05mg/kg safety security period of 7 days), pepper (1.0mg/kg safety security period of 3 days), rose (non-food use), soy (0.1mg/kg safety security period of 14 days), tomato (0.2mg/kg safety security period of 1 day), wheat (0.5mg/kg safety security period of 30 days), grape (2.0mg/kg safety security period of 7 days) . Seeds application in cultures of cotton (0.2mg/kg safety security period not determined due to the mode of use, peanut (0.1mg/kg safety security period not determined due to the mode of use), rice (0.02mg/kg safety security period not determined due to the mode of use), barley (1.0mg/kg safety security period not determined due to the mode of use), bean (0.1mg/kg safety security period not determined due to the mode of use), corn (0.1mg/kg safety security period not determined due to the mode of use), soy (0.1mg/kg safety security period not determined due to the mode of use), sorgho (0.02mg/kg safety security period not determined due to the mode of use), wheat (0.5mg/kg safety security period not determined due to the mode of use) . Plantation furrow application in cultures of potato (0.01mg/kg safety security period not determined due to the mode of use) . Seedpieces (plantation) application in cultures of sugarcane (0.1mg/kg safety security period not determined due to the mode of use) .</p>	
--	--	--	--	--	--	--

G/SPS/N/BRA/931 April 10 2014	Secretariat of Animal and Plant Health and Inspection (SDA) - Ministry of Agriculture, Livestock and Food Supply (MAPA)	Bananas	Ecuador	Plant Protection and protect territory from other damage from pests	Establish the phytosanitary requirements for import of fruits of banana (<i>Musa acuminata</i>) produced in Ecuador.	International Plant Protection Convention
G/SPS/N/BRA/729/Rev.1 April 10 2014	Secretariat of Animal and Plant Health and Inspection (SDA) - Ministry of Agriculture, Livestock and Food Supply (MAPA)	Moist Pet Food Revision	All trading partners	Animal Health	The notified text lays down the sanitary requirements governing the importation into Brazil of moist pet food.	World Organization for Animal Health
G/SPS/N/BRA/932 April 11 2014	Secretariat of Animal and Plant Health and Inspection (SDA) - Ministry of Agriculture, Livestock and Food Supply (MAPA)	Extruded or pelleted feed	All trading partners	Animal Health	The notified draft text lays down the sanitary requirements governing the importation into Brazil of extruded or pelleted feed.	World Organization for Animal Health
G/SPS/N/BRA/933	ANVISA - The Brazilian Health Surveillance	Pesticides - Residues - Difenconazole	All trading partners	Food Safety	Resolution regarding the active ingredient DIFENOCONAZOLE of the monograph list of active ingredients for pesticides, household cleaning products and wood preservers (inclusion of the culture of corn MRL	None

	Agency				<p>0.01mg/kg and safety security period of 30 days, to this active ingredient), including foliar application in cultures of avocado (0.3mg/kg safety security period of 14 days), zucchini (0.06mg/kg safety security period of 3 days), poplar (non-food use), lettuce (0.5mg/kg safety security period of 14 days), cotton (0.3mg/kg safety security period of 21 days), garlic (0.02mg/kg safety security period of 14 days), peanut (0.1mg/kg safety security period of 22 days), rice (1.0mg/kg safety security period of 45 days), banana (0.5mg/kg safety security period of 7 days), potato (0.1mg/kg safety security period of 7 days), eggplant (0.05mg/kg safety security period of 3 days), beet (0.1mg/kg safety security period of 3 days), coffee (0.5mg/kg safety security period of 30 days), coffee (seedling) (MRL and safety period not determined due to the mode of use), onion (0.1mg/kg safety security period of 7 days), carrot (0.2mg/kg safety security period of 15 days), citrus (0.5mg/kg safety security period of 7 days), coconut (0.1mg/kg safety security period of 14 days), cauliflower (1.0mg/kg safety security period of 14 days), pea (0.5mg/kg safety security period of 14 days), bean (0.5mg/kg safety security period of 25 days), sunflower (0.04mg/kg safety security period of 14 days), guava (0.2mg/kg safety security period of 2 days), apple (0.5mg/kg safety security period of 5 days), papaya (0.3mg/kg safety security period of 3 days), mango (0.2mg/kg safety security period of 7 days), passion fruit (0.05mg/kg safety security period of 14 days), watermelon (0.05mg/kg safety security period of 3 days), melon (0.05mg/kg safety security period of 3 days), corn (0.01mg/kg safety security period of 30 days), strawberry (0.5mg/kg safety security period of 1 day), cucumber (0.02mg/kg safety security period of 1 day), peach (2.0mg/kg safety security period of 10 days), pepper (0.5mg/kg safety security period of 3 days), rose (non-food use), soy (0.05mg/kg safety security period of 30 days), tomato (0.1mg/kg safety security period of 3 days), grape (0.2mg/kg safety security period of 21 days) . Seeds application in cultures of cotton (0.3mg/kg safety security period not determined due to the mode of use), peanut (0.1mg/kg safety security period not determined due to the mode of use), barley (0.05mg/kg safety security period not determined due to the</p>	
--	--------	--	--	--	--	--

					mode of use), bean (0.5mg/kg safety security period not determined due to the mode of use), soy (0.05mg/kg safety security period not determined due to the mode of use), wheat (0.05mg/kg safety security period not determined due to the mode of use) .	
G/SPS/N/BRA /492/Rev.2 April 11 2014	Secretariat of Animal and Plant Health and Inspection (SDA) - Ministry of Agriculture, Livestock and Food Supply (MAPA)	Ruminant-derived meal for animal feed - Revision	All trading partners	Animal Health	The notified draft text lays down the sanitary requirements governing the importation into Brazil of ruminant-derived meal for animal feed.	World Organization for Animal Health
G/SPS/N/BRA /936 June 4 2014	ANVISA - The Brazilian Health Surveillance Agency	Pesticides - Residues - Cyprodinil	All trading partners	Food Safety	Resolution regarding the active ingredient CYPRODINIL of the monograph list of active ingredients for pesticides, household cleaning products and wood preservers (inclusion of cultures of cotton MRL 0.2mg/kg and safety security period of 25 days, bean MRL 0.3mg/kg and safety security period of 7 days, sunflower MRL 0.2mg/kg and safety security period of 21 days and soy MRL 0.1mg/kg and safety security period of 30 days, to this active ingredient), including foliar application in cultures of cotton (0.2mg/kg safety security period of 25 days), potato (0.05mg/kg safety security period of 7 days), onion (0.05mg/kg safety security period of 7 days), bean (0.3mg/kg safety security period of 7 days), sunflower (0.2mg/kg safety security period of 21 days), apple (1.0mg/kg safety security period of 15 days), soy (0.1mg/kg safety security period of 30 days), tomato (0.5mg/kg safety security period of 7 days) .	None
G/SPS/N/BRA /935 June 4 2014	ANVISA - The Brazilian Health Surveillance Agency	Pesticides - Residues - Lambda-cyhalothrin	All trading partners	Food Safety	Resolution regarding the active ingredient LAMBDA-CYHALOTHRIN of the monograph list of active ingredients for pesticides, household cleaning products and wood preservers (inclusion of the concentrated suspension as a presentation form, in the maximum allowed concentration of 106 g/L to household cleaning use by specialized entity, to this active ingredient), including foliar application in cultures	None

				<p>of cress (1.0mg/kg safety security period of 1 day), lettuce (1.0mg/kg safety security period of 1 day), cotton (0.05mg/kg safety security period of 10 days), garlic (0.02mg/kg safety security period of 7 days), leeks (0.02mg/kg safety security period of 7 days), peanut (0.02mg/kg safety security period of 21 days), rice (1.0mg/kg safety security period of 21 days), oat (0.2mg/kg safety security period of 7 days), potato (0.05mg/kg safety security period of 3 days), broccoli (0.1mg/kg safety security period of 1 day), coffee (0.05mg/kg safety security period of 1 day), sugarcane (0.01mg/kg safety security period of 30 days), onion (0.05mg/kg safety security period of 3 days), chive (1.0mg/kg safety security period of 1 day), barley (2.0mg/kg safety security period of 3 days), citrus (1.0mg/kg safety security period of 10 days), coriander (1.0mg/kg safety security period of 1 day), kale (0.1mg/kg safety security period of 1 day), cauliflower (0.1mg/kg safety security period of 1 day), chrysanthemum (non-food use), bean (0.05mg/kg safety security period of 15 days), fig (0.5mg/kg safety security period of 1 day), tobacco (non-food use), sunflower (0.01mg/kg safety security period of 21 days), mango (0.1mg/kg safety security period of 5 days), melon (0.1mg/kg safety security period of 3 days), corn (1.0mg/kg safety security period of 15 days), strawberry (0.5mg/kg safety security period of 1 day), Indian fig (feed) (2.0mg/kg safety security period of 7 days), pasture (2.0mg/kg safety security period of 3 days), cucumber (0.01mg/kg safety security period of 1 day), rice (1.0mg/kg safety security period of 21 days), pepper (0.2mg/kg safety security period of 1 day), cabbage (0.1mg/kg safety security period of 1 day), rose (non-food use), soy (0.05mg/kg safety security period of 20 days), sorghum (0.3mg/kg safety security period of 7 days), tomato (0.05mg/kg safety security period of 3 days), wheat (0.5mg/kg safety security period of 15 days), grape (0.3mg/kg safety security period of 7 days) . Seeds application in cultures of rice (1.0mg/kg safety security period not determined due to the mode of use), barley (2.0mg/kg safety security period not determined due to the mode of use), corn (1.0mg/kg safety security period not determined due to the mode of use), pasture (2.0mg/kg safety security period not determined due to the mode of use), soy (0.05mg/kg safety security period not</p>	
--	--	--	--	--	--

					determined due to the mode of use), sorghum (0.3mg/kg safety security period not determined due to the mode of use), wheat (0.5mg/kg safety security period not determined due to the mode of use) . Stored products application in cultures of rice (1.0mg/kg safety security period of 42 days), barley (2.0mg/kg safety security period of 42 days), corn (1.0mg/kg safety security period of 42 days), wheat (0.5mg/kg safety security period of 42 days) . Plantation furrow in cultures of sugarcane (0.01mg/kg safety security period not determined due to the mode of use).	
G/SPS/N/BRA/934 June 4 2014	ANVISA - The Brazilian Health Surveillance Agency	Pesticides - Residues - Thiamethoxam	All trading partners	Food Safety	Resolution regarding the active ingredient THIAMETHOXAM of the monograph list of active ingredients for pesticides, household cleaning products and wood preservers (inclusion of the concentrated suspension as a presentation form, in the maximum allowed concentration of 141 g/L for household cleaning use by specialized entity, and granulated form in the maximum allowed concentration of 1% p/p for household cleaning purposes against domestic flying insects, both by specialized entities and for free sale, to this active ingredient), including foliar application in cultures of lettuce (1.0mg/kg safety security period of 1 day), cotton (0.02mg/kg safety security period of 21 days), cress (1.0mg/kg safety security period of 1 day), garlic (0.05mg/kg safety security period of 7 days), leeks (1.0mg/kg safety security period of 1 day), peanut (0.02mg/kg safety security period of 42 days), rice (1.0mg/kg safety security period of 21 days), oat (0.07mg/kg safety security period of 7 days), potato (0.02mg/kg safety security period of 10 days), sugarcane (0.01mg/kg safety security period of 30 days), onion (0.02mg/kg safety security period of 3 days), chive (1.0mg/kg safety security period of 1 day), barley (0.3mg/kg safety security period of 7 days), citrus (1.0mg/kg safety security period of 10 days), coriander (1.0mg/kg safety security period of 1 day), chrysanthemum (non-food use), pea (0.2mg/kg safety security period of 3 days), bean (0.02mg/kg safety security period of 14 days), fig (0.1mg/kg safety security period of 1 day), tobacco (non-food use), sunflower (0.05mg/kg safety security period of 7 days), papaya (0.1mg/kg safety security period of 7 days), cassava (0.02mg/kg safety security period of 10 days), mango	None

					<p>(0.05mg/kg safety security period of 5 days), watermelon (0.1mg/kg safety security period of 14 days), melon (0.02mg/kg safety security period of 7 days), corn (0.02mg/kg safety security period of 30 days), strawberry (0.1mg/kg safety security period of 1 day), Indian fig (feed) (0.05mg/kg safety security period of 7 days), pasture (0.7mg/kg safety security period of 3 days), cucumber (0.02mg/kg safety security period of 1 day), pepper (0.2mg/kg safety security period of 1 day), cabbage (0.03mg/kg safety security period of 1 day), rose (non-food use), pepper (0.2mg/kg safety security period of 1 day), soy (0.02mg/kg safety security period of 30 days), sorghum (0.1mg/kg safety security period of 7 days), tomato (1.0mg/kg safety security period of 3 days), wheat (0.02mg/kg safety security period of 42 days), grape (0.5mg/kg safety security period of 7 days) . Seeds application in cultures of cotton (0.02mg/kg safety security period not determined due to the mode of use), peanut (0.02mg/kg safety security period not determined due to the mode of use), rice (1.0mg/kg safety security period not determined due to the mode of use), potato (0.02mg/kg safety security period not determined due to the mode of use), barley (0.3mg/kg safety security period not determined due to the mode of use), bean (0.02mg/kg safety security period not determined due to the mode of use), sunflower (0.05mg/kg safety security period not determined due to the mode of use), corn (0.02mg/kg safety security period not determined due to the mode of use), pasture (0.7mg/kg safety security period not determined due to the mode of use), soy (0.02mg/kg safety security period not determined due to the mode of use), sorghum (0.1mg/kg safety security period not determined due to the mode of use), wheat (0.02mg/kg safety security period not determined due to the mode of use) . Soil application in cultures of pineapple (0.02mg/kg safety security period of 60 days), courgette (0.02mg/kg safety security period of 45 days), lettuce (1.0mg/kg safety security period not determined due to the mode of use), rice (1.0mg/kg safety security period of 78 days), potato (0.02mg/kg safety security period of 89 days), eggplant (0.02mg/kg safety security period of 40 days), coffee (0.1mg/kg safety security period of 90 days), sugarcane (0.01mg/kg safety security period not determined due to the</p>	
--	--	--	--	--	--	--

					mode of use), citrus (1.0mg/kg safety security period of 14 days), string bean (0.02mg/kg safety security period of 60 days), tobacco (non-food use), apple (0.02mg/kg safety security period of 60 days), papaya (0.1mg/kg safety security period of 7 days), watermelon (0.1mg/kg safety security period of 14 days), melon (0.02mg/kg safety security period of 43 days), strawberry (0.1mg/kg safety security period of 1 day), cucumber (0.02mg/kg safety security period of 45 days), peach (0.02mg/kg safety security period of 45 days), pepper (0.2mg/kg safety security period of 46 days), cabbage (0.03mg/kg safety security period of 70 days), tomato (1.0mg/kg safety security period of 10 days), grape (0.5mg/kg safety security period of 45 days) . Peduncle immersion application in cultures of pineapple (0.02mg/kg safety security period not determined due to the mode of use) . Seedlings immersion in cultures of eucalyptus (non-food use) . Industrial application of vegetative propagules (seedlings) before planting in culture of Sugarcane (0.01mg/kg safety security period not determined due to the mode of use) . Plantation furrow in cultures of sugarcane (0.01mg/kg safety security period not determined due to the mode of use) . Trunk application in cultures of citrus (1.0mg/kg safety security period of 180 days) .	
G/SPS/N/BRA/901/Rev.1 June 4 2014	Secretariat of Animal and Plant Health and Inspection - SDA/Ministry of Agriculture, Livestock and Food Supply - MAPA	Fish and fishery products - Revision	All trading partners	Food Safety and Animal Health	The notified regulation amends the standardized international certificates for fish and fishery products to be exported to Brazil.	Codex Alimentarius Commission
G/SPS/N/BRA/937 June 6 2014	ANVISA - The Brazilian Health Surveillance	Pesticides - Residues - Flutriafol	All trading partners	Food Safety	Draft resolution regarding the active ingredient FLUTRIAFOL of the monograph list of active ingredients for pesticides, household cleaning products and wood preservers (inclusion of the culture of sugarcane MRL 0.3mg/kg and	None

	Agency				<p>safety security period of 30 days; corn MRL 0.05mg/kg and safety security period of 42 days, in foliar application; apple MRL 0.06mg/kg and safety security period of 14 days, foliar application, MRL 0.06mg/kg and safety security period of 50 days, soil application, to this active ingredient), including foliar application in cultures of cotton (0.1mg/kg safety security period of 21 days), oat (0.3mg/kg safety security period of 14 days), potato (0.1mg/kg safety security period of 14 days), banana (0.1mg/kg safety security period of 3 days), coffee (0.05mg/kg safety security period of 30 days), bean (0.1mg/kg safety security period of 14 days), apple (0.06mg/kg safety security period of 14 days), papaya (0.5mg/kg safety security period of 7 days), melon (0.5mg/kg safety security period of 10 days), corn (0.05mg/kg safety security period of 42 days), soy (0.1mg/kg safety security period of 28 days), tomato (0.1mg/kg safety security period of 7 days), wheat (0.1mg/kg safety security period of 20 days) . Seeds application in cultures of cotton (0.1mg/kg safety security period not determined due to the mode of use), oat (0.3mg/kg safety security period not determined due to the mode of use), barley (0.1mg/kg safety security period not determined due to the mode of use), bean (0.1mg/kg safety security period not determined due to the mode of use), soy (0.1mg/kg safety security period not determined due to the mode of use), wheat (0.1mg/kg safety security period not determined due to the mode of use) . Localized application in cultures of banana (0.1mg/kg safety security period of 60 days). Soil application in cultures of coffee (0.05mg/kg safety security period of 120 days, apple (0.06mg/kg safety security period of 50 days). This public consultation is exceptionally open for comments of the public for 5 (five) days, due to a judicial decision that establishes the deadline for ANVISAs final decision regarding this product.</p>	
G/SPS/N/BRA/938 June 6 2014	Secretariat of Animal and Plant Health and Inspection - SDA/Ministry of	Live bovine animals	All trading partners	Animal Health and Protect Humans from animal/pl	The notified Normative Instruction establishes standards for identification, monitoring and control of the movement of cattle imported from countries considered at risk of Bovine Spongiform Encephalopathy (BSE).	World Organization for Animal Health

	Agriculture, Livestock and Food Supply – MAPA			ant pest or disease		
G/SPS/N/BRA/939 June 20 2014	ANVISA - The Brazilian Health Surveillance Agency	Label of packaged food	All trading partners	Food Safety	Resolution adopts provisions on the mandatory declaration in the label of packaged food, of recognized sources of food allergies or food intolerances in sensitive persons. This resolution applies to food, ingredients, food additives, technological coadjuvants and raw materials which are packaged in the absence of consumers, including those intended to be used exclusively for industrial processing and at food establishments. This resolution is complementary to the Resolution number 259, of 20 September 2002, which approves the technical regulation for labelling packaged food, and to the Law 10.674, of 16 May 2003, which establishes mandatory providing information on the presence of gluten in marketed food products. The following are recognized sources of food allergies or food intolerances in sensitive persons: i. Cereals containing gluten, namely wheat, rye, barley, oats and their hybridised strains; ii. Crustaceans; iii. Eggs; iv. Fish; v. Peanut; vi. Soy; vii. Milk; viii. Almond (<i>Prunus dulcis</i>); ix. Hazelnut (<i>Corylus</i> spp.); x. Cashew nut (<i>Anacardium occidentale</i>); xi. Brazil nuts (<i>Bertholletia excelsa</i>); xii. Macadamia (<i>Macadamia</i> spp.); xiii. Nut (<i>Juglans</i> spp.); xiv. Pecan (<i>Carya illinoensis</i>); xv. Pistachio (<i>Pistacia vera</i> L.); and xvi. Sulphites (sulphur dioxide and its salts) in concentration equal to or greater than 10 (ten) parts per million (ppm), expressed in sulphur dioxide. Alterations in the list provided here within can be made upon updates on Codex Alimentarius guidelines or scientific evidences showing the cause-effect of the food consumption and adverse events, its epidemiological magnitude and its severity. The food, ingredients, additives, technological coadjuvants and raw materials which are packaged in absence of consumers, including those intended to be used for manufacturing and for food establishments must contain the declaration: Contains Gluten or Gluten Free, as appropriate. Food that are, derives from or have been intentionally added	None

					of ingredients, food additives, technological coadjuvants or raw materials from recognized sources of food allergies or food intolerances described in sections II to XVI of article 4, in any quantity, must bring the declaration: Allergic: Contains (source names), or Allergic: Contains derivatives of (source names), as appropriate. In cases that food, ingredients, food additives, technological coadjuvants or raw materials have risks of causing incidental contamination from recognized sources of food allergies or food intolerances described in sections II to XV of article 4, must inform in its label the declaration: Allergic: May Contain (source names). Declarations required at articles 6, 7 and 8 of this Resolution must be grouped near the ingredients list on the label, in a white background frame and in black characters of the same type, complying with height requirements established in the annex of this Resolution. This Resolution revokes Resolution RDC number 40 of 8 February 2002 that approves the technical regulation on labelling of packed food and beverage that contain gluten.	
G/SPS/N/BRA/940 June 20 2014	ANVISA - The Brazilian Health Surveillance Agency	Heparin sodium	All trading partners	Protect humans from animal/plant pest or disease	Resolution of the pharmacopoeial monographs on the heparin sodium from bovine and porcine in the Brazilian Pharmacopoeia. The heparin sodium from bovine is extracted from the bovine intestine and contains a mix of polysaccharide chains with different molecular weight. It is composed of units of α -D-glucosamine and acid α -iduronic 2-sulfated. The units of α -D-glucosamine present a more heterogeneous pattern of sulphatation in comparison with the heparin from porcine. In special we observe higher proportion of units of α -D-glucosamine non-sulphated in the position 6. It has anticoagulant activity by the inhibition of many factors of the coagulation system, prolonging the time of coagulation in blood. This occurs mainly through potentiation of the Xa factor inactivation and of the thrombin through the antithrombin. It contains, at least, 160 units of anti-factor Ila activity for mg of heparin, respectively, in relation to desiccated substance. The reason of the anti-factor Xa activity for the anti-factor Ila activity must be of 1.0 ± 0.1 . The animals from which the heparin is extracted must fulfil the sanitary requirements of the species and the manufacturing process must ensure the elimination or the inactivation of	None

					<p>infectious agents. The heparin sodium from porcine is extracted from the intestine of the porcine and contains a mix of polysaccharide chains with different molecular weight. It is composed, preponderantly, for alternated units of α-D-glucosamine N- and 6-disulfated and acid α-iduronic 2-sulfated. It has anticoagulant activity due to the inhibition of many factors of the coagulation system, prolonging the time of coagulation in blood. This occurs mainly through potentiation of the Xa factor inactivation and of the thrombin through the antithrombin. It contains, at least, 180 units of anti-factor IIa activity for mg of heparin, in relation to desiccated substance. The reason of the anti-factor Xa activity for the anti-factor IIa activity must be 1.0 ± 0.1. The animals from which the heparin is extracted must fulfil the sanitary requirements of the species in question and the manufacturing process must ensure the elimination or the inactivation of infectious agents. These monograph proposals set standards for the identity, dosage (according to methods Anti-factor Xa activity and Anti-factor IIa activity / ion-exchange high-performance liquid chromatography technique for detection and separation of possible contaminants of the heparin), characteristics, purity assays, biological safety tests, packaging, storing and labeling of the heparin sodium from bovine and porcine in the Brazilian Pharmacopoeia.</p>	
<p>G/SPS/N/BRA /941 June 23 2014</p>	<p>ANVISA - The Brazilian Health Surveillance Agency</p>	<p>Pesticides - Residues - Epoxiconazole</p>	<p>All trading partners</p>	<p>Food Safety</p>	<p>Resolution regarding the active ingredient EPOXICONAZOLE of the monograph list of active ingredients for pesticides, household cleaning products and wood preservers, published by Resolution - RE n° 165 of 29 August 2003, Brazilian Official Gazette (DOU Diário Oficial da União) of 2 September 2003. Inclusion of the culture of sunflower (0.2mg/kg and safety security period of 30 days), in foliar application, alteration of the maximum residue limit of the culture of sugarcane from 0.03mg/kg to 0.1 mg/kg, and inclusion of the following observation in the item j): It is allowed the use of back equipment exclusively in the culture of banana, restricted to the situations where safer application forms to the worker are not available. Foliar application in cultures of cotton (0.3mg/kg safety security period of 14 days), peanut (0.05mg/kg safety security period of 14 days), rice (0.3mg/kg safety security period of 45 days), oat</p>	<p>None</p>

					(0.5mg/kg safety security period of 30 days), banana (0.1mg/kg safety security period of 3 days), coffee (0.1mg/kg safety security period of 45 days), sugarcane (0.1mg/kg safety security period of 30 days), barley (0.5mg/kg safety security period of 30 days), bean (0.05mg/kg safety security period of 14 days), sunflower (0.2mg/kg safety security period of 30 days), corn (0.05mg/kg safety security period of 45 days), soy (0.05mg/kg safety security period of 14 days), wheat (0.1mg/kg safety security period of 30 days) .	
G/SPS/N/BRA/942 June 23 2014	ANVISA - The Brazilian Health Surveillance Agency	Pesticides - Residues - Acibenzolar-s-methyl	All trading partners	Food Safety	Resolution regarding the active ingredient ACIBENZOLAR-S-METHYL of the monograph list of active ingredients for pesticides, household cleaning products and wood preservers, published by Resolution - RE n° 165 of 29 August 2003, Brazilian Official Gazette (DOU Diário Oficial da União) of 2 September 2003. Inclusion of the culture of wheat (0.1mg/kg and safety security period of 7 days). Foliar application in cultures of cotton (1.0mg/kg safety security period of 21 days), potato (0.1mg/kg safety security period of 14 days), bean (1.0mg/kg safety security period of 14 days), melon (0.07mg/kg safety security period of 1 day), tomato (0.5mg/kg safety security period of 5 days), wheat (0.1mg/kg safety security period of 7 days) . Foliar (seeding) application in cultures of cocoa (MRL and safety security period not determined due to the mode of use), citrus (MRL and safety security period not determined due to the mode of use).	None
G/SPS/N/BRA/943 June 23 2014	ANVISA - The Brazilian Health Surveillance Agency	Pesticides - Residues - Diafenthiuron	All trading partners	Food Safety	Resolution regarding the active ingredient DIAFENTHIURON of the monograph list of active ingredients for pesticides, household cleaning products and wood preservers, published by Resolution - RE n° 165 of 29 August 2003, Brazilian Official Gazette (DOU Diário Oficial da União) of 2 September 2003. Inclusion of the cultures of potato (0.01mg/kg and safety security period of 3 days), eggplant (0.3mg/kg safety security period of 3 days), and cucumber (0.3mg/kg safety security period of 7 days), in foliar application. Foliar application in cultures of cotton (0.1mg/kg safety security period of 21 days), potato (0.01mg/kg safety security period of 3 days), eggplant (0.3mg/kg safety security period of 3 days), coffee (0.2mg/kg safety security period of 7 days), citrus (0.5mg/kg safety security period of 14 days), bean (0.3mg/kg safety security period of 14 days), watermelon	None

					(0.1mg/kg safety security period of 7 days), melon (0.2mg/kg safety security period of 7 days), cucumber (0.3mg/kg safety security period of 7 days), cabbage (0.1mg/kg safety security period of 14 days), rose (non-food use), soy (0.3mg/kg safety security period of 21 days), tomato (0.5mg/kg safety security period of 7 days).	
G/SPS/N/BRA /944 June 23 2014	ANVISA - The Brazilian Health Surveillance Agency	Pesticides - Residues - Trifloxystrobin	All trading partners	Food Safety	Resolution regarding the active ingredient TRIFLOXYSTROBIN of the monograph list of active ingredients for pesticides, household cleaning products and wood preservers, published by Resolution - RE n° 165 of 29 August 2003, Brazilian Official Gazette (DOU Diário Oficial da União) of 2 September 2003. Inclusion of the culture of sugarcane, with maximum residue limit (MRL) of 0.05mg/kg and safety security period of 90 days, in foliar application and plantation furrow modalities. Foliar application in cultures of cotton (0.05mg/kg safety security period of 21 days), garlic (0.05mg/kg safety security period of 14 days), peanut (0.05mg/kg safety security period of 15 days), rice (0.2mg/kg safety security period of 15 days), oat (0.05mg/kg safety security period of 30 days), banana (0.05mg/kg safety security period of 1 day), potato (0.02mg/kg safety security period of 30 days), coffee (0.05mg/kg safety security period of 30 days), sugarcane (0.05mg/kg safety security period of 90 days), persimmon (0.2mg/kg safety security period of 20 days), onion (0.02mg/kg safety security period of 14 days), carrot (0.05mg/kg safety security period of 14 days), barley (0.5mg/kg safety security period of 30 days), citrus (0.2mg/kg safety security period of 14 days), eucalyptus (non-food use), bean (0.2mg/kg safety security period of 15 days), guava (0.05mg/kg safety security period of 20 days), apple (0.05mg/kg safety security period of 7 days), papaya (0.05mg/kg safety security period of 7 days), mango (0.05mg/kg safety security period of 20 days), passion fruit (0.05mg/kg safety security period of 7 days), watermelon (0.05mg/kg safety security period of 14 days), melon (0.5mg/kg safety security period of 14 days), corn (0.05mg/kg safety security period of 30 days), soy (0.02mg/kg safety security period of 30 days), tomato (0.5mg/kg safety security period of 7 days), wheat (0.05mg/kg safety security period of 30 days) . Plantation furrow in cultures of sugarcane	None

					(0.05mg/kg safety security period of 90 days) .	
G/SPS/N/BRA/945 June 23 2014	ANVISA - The Brazilian Health Surveillance Agency	Pesticides - Residues - Alpha-cypermethrin	All trading partners	Food Safety	Resolution regarding the active ingredient ALPHA-CYPERMETHRIN of the monograph list of active ingredients for pesticides, household cleaning products and wood preservers, published by Resolution - RE n° 165 of 29 August 2003, Brazilian Official Gazette (DOU Diário Oficial da União) of 2 September 2003. Inclusion of the cultures of oat (0.1mg/kg and safety security period of 14 days), barley (0.04mg/kg safety security period of 14 days), citrus (0.2mg/kg and safety security period of 15 days), sunflower (0.05mg/kg and safety security period of 7 days) and sorghum (0.6mg/kg and safety security period of 7 days), in foliar application. Foliar application in cultures of cotton (0.01mg/kg safety security period of 15 days), rice (0.3mg/kg safety security period of 30 days), oat (0.1mg/kg safety security period of 14 days), potato (0.01mg/kg safety security period of 15 days), coffee (0.01mg/kg safety security period of 2 days), barley (0.04mg/kg safety security period of 14 days), citrus (0.2mg/kg safety security period of 15 days), sunflower (0.05mg/kg safety security period of 7 days), corn (0.01mg/kg safety security period of 21 days), soy (0.01mg/kg safety security period of 14 days), sorghum (0.6mg/kg safety security period of 7 days), tomato (0.05mg/kg safety security period of 7 days) . Soil application in cultures of potato (0.01mg/kg safety security period not determined due to the mode of use), sugarcane (0.01mg/kg safety security period not determined due to the mode of use).	None
G/SPS/N/BRA/946 June 23 2014	ANVISA - The Brazilian Health Surveillance Agency	Pesticides - Residues - Reynoutria sachalinensis	All trading partners	Food Safety	Resolution regarding the active ingredient REYNOUTRIA SACHALINENSIS of the monograph list of active ingredients for pesticides, household cleaning products and wood preservers. Foliar application in cultures of potato (MRL and safety security period not determined due to its natural occurrence in food cultures), citrus (MRL and safety security period not determined due to its natural occurrence in food cultures), bean (MRL and safety security period not determined due to its natural occurrence in food cultures), tomato (MRL and safety security period not determined due to its natural occurrence in food cultures).	None

<p>G/SPS/N/BRA/947</p> <p>June 26 2014</p>	<p>ANVISA - The Brazilian Health Surveillance Agency</p>	<p>Pesticides - Residues - Imidacloprid</p>	<p>All trading partners</p>	<p>Food Safety</p>	<p>Resolution regarding the active ingredient IMIDACLOPRID of the monograph list of active ingredients for pesticides, household cleaning products and wood preservers. Foliar application in cultures of lettuce (0.5mg/kg safety security period of 14 days), cotton (0.5mg/kg safety security period of 30 days), garlic (0.05mg/kg safety security period of 30 days), chicory (0.01mg/kg safety security period of 14 days), banana (0.1mg/kg safety security period of 7 days), potato (0.5mg/kg safety security period of 21 days), eggplant (0.5mg/kg safety security period of 7 days), sugarcane (0.4mg/kg safety security period of 30 days), onion (0.05mg/kg safety security period of 21 days), citrus (1.0mg/kg safety security period of 21 days), cabbage (2.0mg/kg safety security period of 14 days), chrysanthemum (non-food use), eucalyptus (non-food use), bean (0.07mg/kg safety security period of 21 days), tobacco (non-food use), gerbera (non-food use), guava (0.1mg/kg safety security period of 7 days), gilo (0.05mg/kg safety security period of 7 days), papaya (2.0mg/kg safety security period of 7 days), mango (0.7mg/kg safety security period of 7 days), passion fruit (0.2mg/kg safety security period of 7 days), watermelon (0.2mg/kg safety security period of 7 days), corn (0.5mg/kg safety security period of 30 days), Indian fig (0.5mg/kg safety security period of 16 days), cucumber (0.2mg/kg safety security period of 7 days), pepper (0.5mg/kg safety security period of 7 days), pinus (non-food use), poinsettia (non-food use), soy (0.1mg/kg safety security period of 21 days), tomato (0.5mg/kg safety security period of 7 days), wheat (0.5mg/kg safety security period of 30 days), grape (1.0mg/kg safety security period of 7 days) . Foliar (seedling) application in cultures of pineapple (0.05mg/kg safety security period of 75 days), pumpkin (0.05mg/kg safety security period of 40 days), zucchini (0.05mg/kg safety security period of 40 days), broccoli (0.01mg/kg safety security period of 82 days), chicory (0.01mg/kg safety security period of 14 days), cauliflower (0.05mg/kg safety security period of 82 days), watermelon (0.2mg/kg safety security period of 40 days), melon (0.2mg/kg safety security period of 14 days), cucumber (0.2mg/kg safety security period of 40 days), cabbage (0.05mg/kg safety security period of 50 days) . Seeds application in cultures of cotton (0.5mg/kg safety</p>	<p>None</p>
--	--	---	-----------------------------	--------------------	--	-------------

					security period not determined due to the mode of use), peanut (0.05mg/kg safety security period not determined due to the mode of use), rice (0.05mg/kg safety security period not determined due to the mode of use), oat (0.05mg/kg safety security period not determined due to the mode of use), barley (0.05mg/kg safety security period not determined due to the mode of use), bean (0.07mg/kg safety security period not determined due to the mode of use), sunflower (0.1mg/kg safety security period not determined due to the mode of use), castor beans (non-food use), corn (0.5mg/kg safety security period not determined due to the mode of use), soy (0.1mg/kg safety security period not determined due to the mode of use), sorghum (0.1mg/kg safety security period not determined due to the mode of use), wheat (0.5mg/kg safety security period not determined due to the mode of use) . Soil application in cultures of coffee (0.07mg/kg safety security period of 45 days), sugarcane (0.4mg/kg safety security period not determined due to the mode of use), eucalyptus (non-food use), tobacco (non-food use), pinus (non-food use) . Trunk application in cultures of coffee (0.07mg/kg safety security period of 45 days), citrus (1.0mg/kg safety security period of 21 days), papaya (2.0mg/kg safety security period of 60 days), peach (0.1mg/kg safety security period of 30 days), grape (1.0mg/kg safety security period of 60 days)	
G/SPS/N/BRA/948 June 26 2014	ANVISA - The Brazilian Health Surveillance Agency	Pesticides - Residues - Tebuconazole	All trading partners	Food Safety	Resolution regarding the active ingredient TEBUCONAZOLE of the monograph list of active ingredients for pesticides, household cleaning products and wood preservers. Foliar application in cultures of pineapple (0.1mg/kg safety security period of 14 days), pumpkin (0.1mg/kg safety security period of 5 days), poplar (non-food use), cotton (0.1mg/kg safety security period of 30 days), garlic (0.1mg/kg safety security period of 14 days), peanut (0.1mg/kg safety security period of 30 days), rice (0.1mg/kg safety security period of 35 days), oat (0.1mg/kg safety security period of 35 days), banana (0.05mg/kg safety security period of 5 days), potato (0.1mg/kg safety security period of 30 days), eggplant (0.1mg/kg safety security period of 7 days), beet (0.2mg/kg safety security period of 7 days), cocoa (0.1mg/kg safety security period of 14 days), coffee (0.2mg/kg safety security period of 30 days), sugarcane (0.2mg/kg safety	None

					security period of 90 days), persimmon (0.2mg/kg safety security period of 20 days), onion (0.1mg/kg safety security period of 14 days), carrot (0.6mg/kg safety security period of 14 days), barley (0.5mg/kg safety security period of 35 days), citrus (5.0mg/kg safety security period of 20 days), clove (non-food use), chrysanthemum (non-food use), eucalyptus (non-food use), bean (0.1mg/kg safety security period of 14 days), fig (0.1mg/kg safety security period of 14 days), gladiolus (non-food use), guava (0.1mg/kg safety security period of 20 days), apple (0.1mg/kg safety security period of 20 days), papaya (1.0mg/kg safety security period of 7 days), mango (0.1mg/kg safety security period of 20 days), passion fruit (0.1mg/kg safety security period of 7 days), watermelon (0.1mg/kg safety security period of 14 days), melon (0.1mg/kg safety security period of 14 days), corn (0.1mg/kg safety security period of 15 days), strawberry (0.1mg/kg safety security period of 5 days), cucumber (0.1mg/kg safety security period of 5 days), peach (0.1mg/kg safety security period of 7 days), pepper (0.1mg/kg safety security period of 7 days), rose (non-food use), soy (0.1mg/kg safety security period of 30 days), sorghum (0.1mg/kg safety security period of 15 days), tomato (0.3mg/kg safety security period of 7 days), wheat (0.1mg/kg safety security period of 35 days), grape (2.0mg/kg safety security period of 14 days) . Furrow plantation application in cultures of sugarcane (0.2mg/kg safety security period of 90 days). Seeds application in cultures of wheat (0.1mg/kg safety security period not determined due to the mode of use).	
G/SPS/N/BRA/949 June 26 2014	ANVISA - The Brazilian Health Surveillance Agency	Pesticides - Residues - Teflubenzuron	All trading partners	Food Safety	Resolution regarding the active ingredient TEFLUBENZURON of the monograph list of active ingredients for pesticides, household cleaning products and wood preservers. Inclusion of cultures of oat (0.3mg/kg and safety security period of 14 days), barley (0.2mg/kg and safety security period of 14 days), citrus (0.2mg/kg and safety security period of 15 days), sunflower (0.1mg/kg and safety security period of 7 days), sorghum (0.5mg/kg and safety security period of 7 days) in foliar application. Foliar application in cultures of cotton (0.1mg/kg safety security period of 30 days), oat (0.3mg/kg safety security period of 14 days), potato (0.1mg/kg safety security period of 7 days),	None

					<p>coffee (0.5mg/kg safety security period of 30 days), sugarcane (0.01mg/kg safety security period of 40 days), barley (0.2mg/kg safety security period of 14 days), citrus (0.2mg/kg safety security period of 15 days), cauliflower (0.15mg/kg safety security period of 4 days), tobacco (non-food use), sunflower (0.1mg/kg safety security period of 7 days), corn (0.1mg/kg safety security period of 45 days), cabbage (0.05mg/kg safety security period of 14 days), soy (0.1mg/kg safety security period of 30 days), sorghum (0.5mg/kg safety security period of 7 days), tomato (0.1mg/kg safety security period of 4 days), wheat (0.05mg/kg safety security period of 14 days).</p>	
--	--	--	--	--	---	--

